

# 零件目录 parts manual

H2000系列  
06升级版 **1-1.8t**

蓄电池平衡重式叉车

Counterbalanced  
Electric Forklift Truck

HELI

安徽合力股份有限公司  
ANHUI HELI CO., LTD.

# 零件目录 parts manual





h2000  
SERIES

06升级版 1-1.8t

蓄电池平衡重式叉车


Counterbalanced  
Electric Forklift Truck





**HELI**  
开发处CI工作室  
CI STUDIO

L222-1:2005




## 查询方法

其中“P \*\*”为该图所在页次, 另一个为该图的检索书签编号;

步骤二：翻至所标页次，找到该图；或者，对照书  
签，找到该图；

步骤三：在其图中找出所需零部件，以及它所标注的序号：

步骤四：根据这个序号，在其后附表中可以查到系统或零件的详细信息。



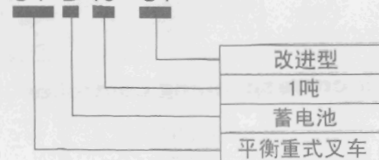
订购零部件时，务请写清叉车的型号、出厂编号、所需零部件的图号及订购数量

在维修时，请使用正规渠道（安徽合力股份有限公司配件分公司）提供的本公司零部件，以确保叉车质量

恕不能将本产品可能进行的零部件改进在本图册中同时修改，您可以从本公司的销售和配件公司获得最新资料。

## 叉车商品编号

CPD 10 - C1



## 缩写说明

ASS'Y

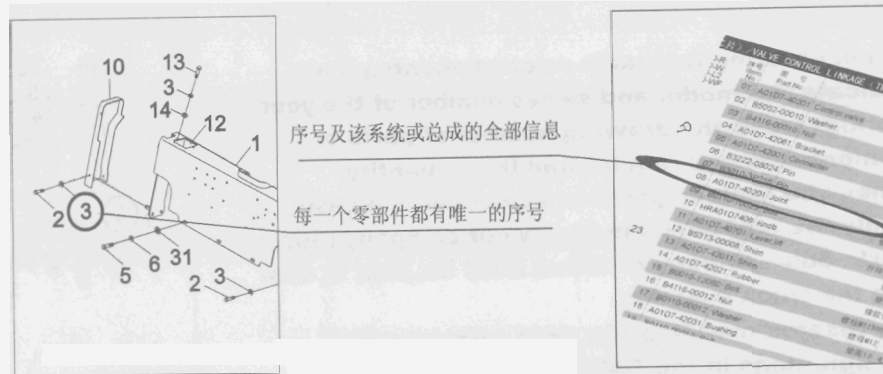
总成

H.P.

高压

L.P.

低压



### 具体车型与电控的对应关系

CPD10-C1, 15-C1, 18-C1  
CPD10-C2, 15-C2, 18-C2  
CPD10-F1, 15-F1  
CPD10-F2, 15-F2  
CPD10L-C1, 15L-C1, 18L-C1  
CPD10L-C2, 15L-C2, 18L-C2  
CPD10L-F1, 15L-F1  
CPD10L-F2, 15L-F2

CURTIS  
ZAPI  
CURTIS  
ZAPI  
CURTIS  
ZAPI  
CURTIS  
ZAPI

## Indexing Way

**Step1:** Find out the indexing drawing for the system or assembly required from the indexing contents and see two marks at lower right corner of the drawing: one is "p\*\*" denoting the page of the detail drawing in this CATALOGUE and another denoting section mark code.

**Step2:** According to above page or section mark code, find out the detail drawing for the system or assembly required.

**Step3:** From the detail drawing, find out the parts and their item numbers

**Step4:** According to these item numbers, find out details of these parts of the system or assembly from attached table.

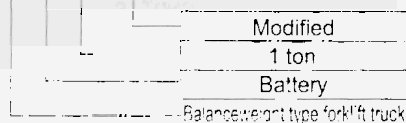
**When ordering the parts or components, please indicate the model and series number of the your forklift truck, the drawing number of parts or components you require and their quantity.**

**When you replace parts or components, please apply the real goods made by our company (Spare Parts Sub-company of Anhui HELI Co., Ltd) to ensure the truck's quality.**

**We reserve modification right without notice**

### Designations in the CATALOGUE

CPD 10 - C1

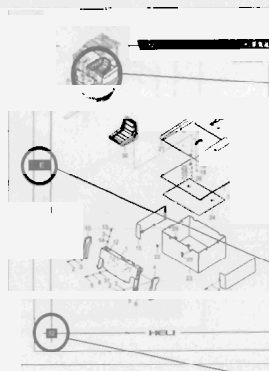


### Abbreviations in the CATALOGUE

ASS'Y assembly

H.P. High pressure

L.P. low pressure

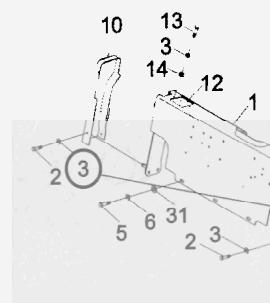
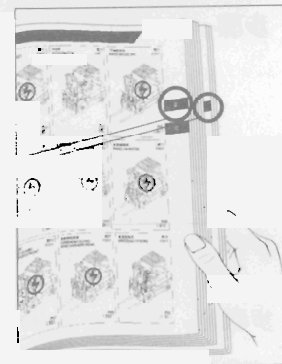


This system or assembly is within the coarse solid line circle.

With a aid of the section mark code, the page required may be found


This section mark code denotes the position of the system or assembly drawing in this CATALOGUE

This page code denotes this system or assembly drawing shows on the page



According to these item numbers, find out details of these parts or the system from attached table

Every part or componet in the drawing is expressed with only item number



### The following trucks are provided with corresponding controller

CPD10-C1,15-C1,18-C1  
CPD10-C2,15-C2,18-C2  
CPD10-F1,15-F1  
CPD10-F2,15-F2  
CPD10L-C1,15L-C1,18L-C1  
CPD10L-C2,15L-C2,18L-C2  
CPD10L-F1,15L-F1  
CPD10L-F2,15L-F2

CURTIS  
ZAPI  
CURTIS  
ZAPI  
CURTIS  
ZAPI  
CURTIS  
ZAPI

# 目录 INDEX

减速器总成  
REDUCTION ASS'Y

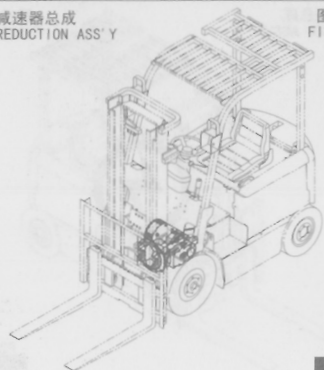


图1  
FIG1

P1  
A1

差速器  
DIFFERENTIAL

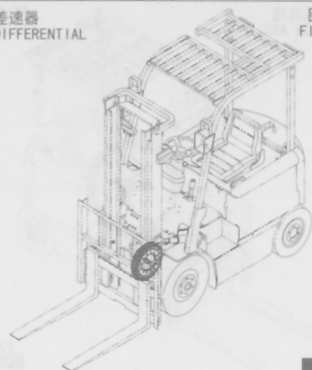


图2  
FIG2

P3  
A2

驱动桥  
DRIVE AXLE

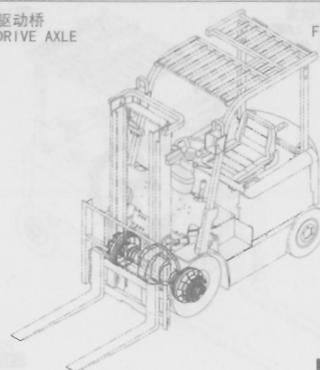


图3  
FIG3

P4  
A3

轮式制动器  
WHEEL BRAKE

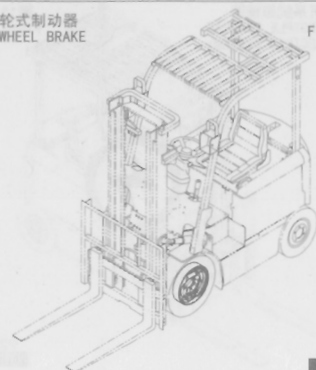


图4  
FIG4

P6  
A4

驱动轮 (1t, 1.5t单胎)  
DRIVE WHEEL (SINGLE  
TIRE)

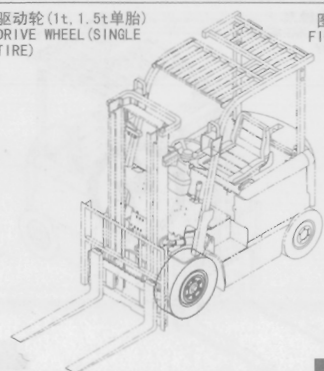


图5  
FIG5

P8  
A5

驱动轮 (1.8t单胎)  
DRIVE WHEEL (SINGLE  
TIRE)

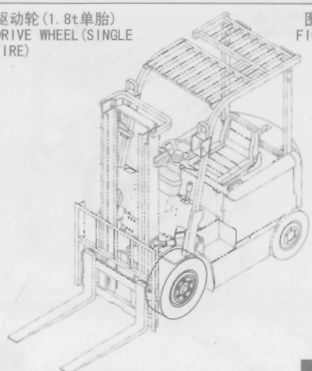


图6  
FIG6

P9  
A6

驱动轮 (双胎)  
DRIVE WHEEL (DOUBLE  
TIRE)

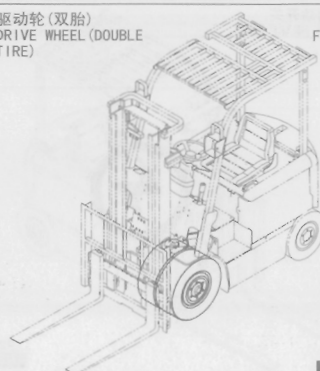


图7  
FIG7

P10  
A7

电气系统  
ELECTRIC SYSTEM

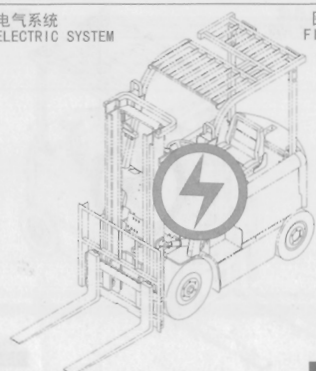


图8  
FIG8

P11  
B1

电气系统  
ELECTRIC SYSTEM

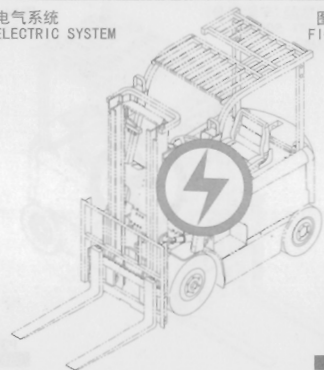


图9  
FIG9

P14  
B2

电气系统原理图  
PRINCIPLE DIAGRAM  
(ELECTRIC SYSTEM)

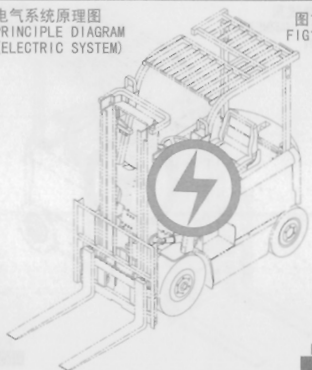


图10  
FIG10

P17  
B3

电气系统原理图  
PRINCIPLE DIAGRAM  
(ELECTRIC SYSTEM)

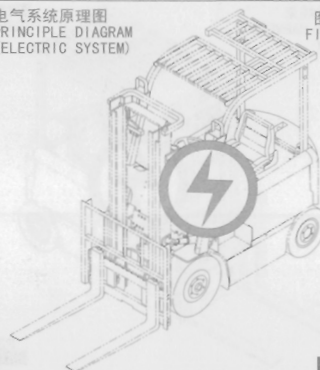


图11  
FIG11

P18  
B4

电气系统原理图  
PRINCIPLE DIAGRAM  
(ELECTRIC SYSTEM)

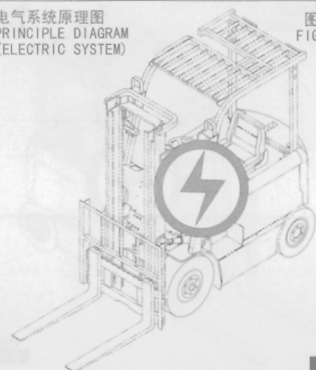


图12  
FIG12

P19  
B5

A

B

# 目录 INDEX

电气系统原理图  
PRINCIPLE DIAGRAM  
(ELECTRIC SYSTEM)

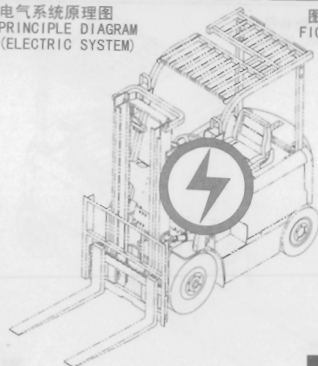


图13  
FIG13

P20  
B6

前灯线束  
FRONT LAMP  
WIRE HARNESS

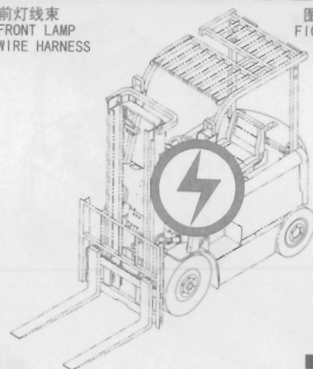


图14  
FIG14

P21  
B7

仪表总成  
METER ASS'Y

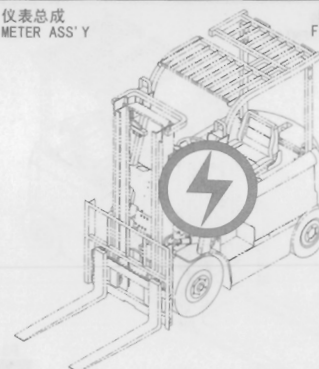


图15  
FIG15

P22  
B8

仪表总成  
METER ASS'Y

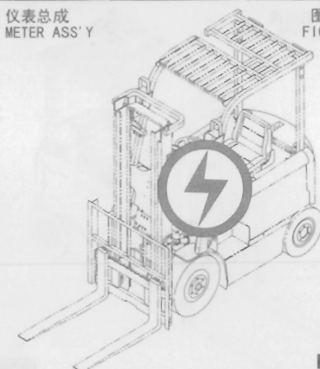


图16  
FIG16

P23  
B9

仪表总成  
METER ASS'Y

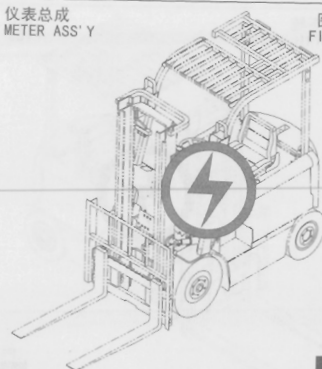


图17  
FIG17

P24  
B10

手制动开关  
HAND BRAKE SW.

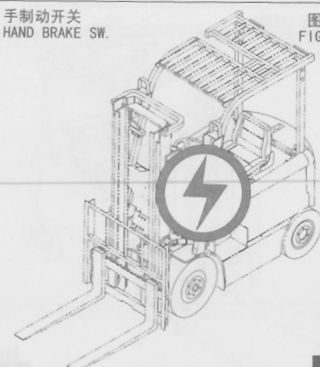


图18  
FIG18

P25  
B11

手制动开关  
HAND BRAKE SW.

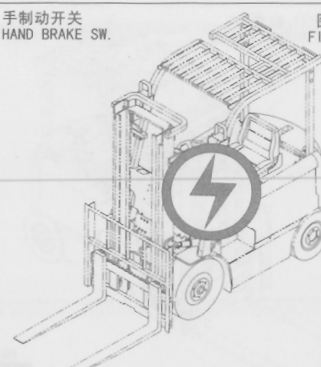


图19  
FIG19

P26  
B12

车身线束  
WIRE HARNESS,  
BODY

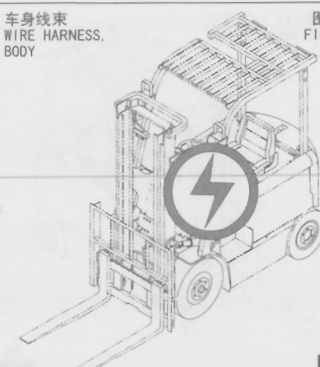


图20  
FIG20

P27  
B13

车身线束  
WIRE HARNESS,  
BODY

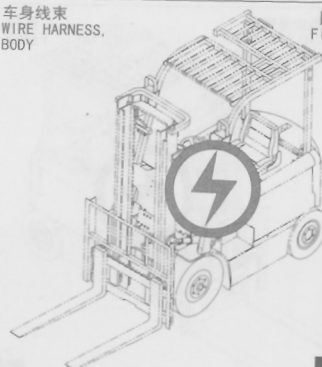


图21  
FIG21

P28  
B14

车身线束  
WIRE HARNESS,  
BODY

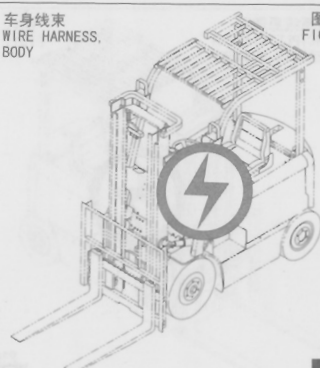


图22  
FIG22

P29  
B15

车身线束  
WIRE HARNESS,  
BODY

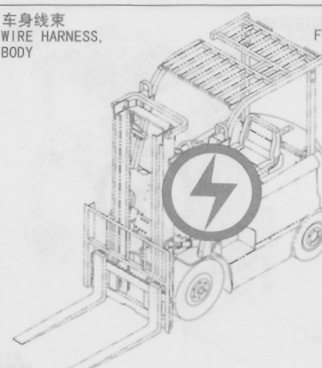


图23  
FIG23

P30  
B16

电源插座 (车架部分)  
BATTERY SOCKET  
(FRAME)

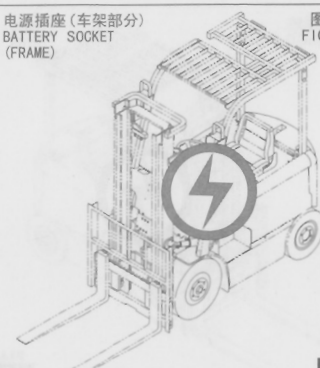


图24  
FIG24

P31  
B17

# 目录 INDEX

电源插座(蓄电池部分)  
BATTERY SOCKET  
(BATTERY)

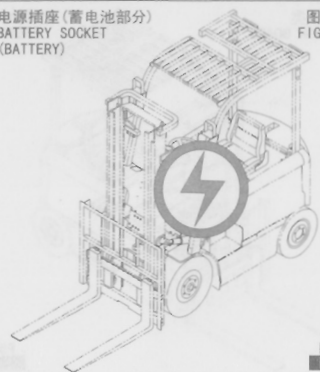


图25  
FIG25

P32  
B18

电控总成  
CONTROL UNIT

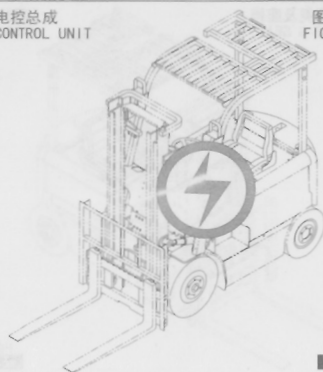


图26  
FIG26

P33  
B19

电控总成  
CONTROL UNIT

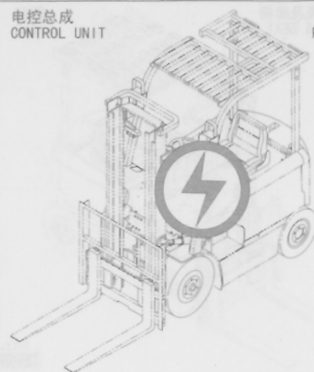


图27  
FIG27

P34  
B20

电控总成  
CONTROL UNIT

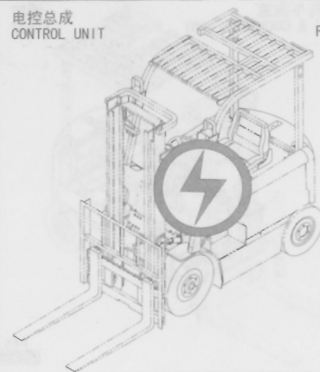


图28  
FIG28

P35  
B21

脚喇叭开关  
FOOT HORN SW.

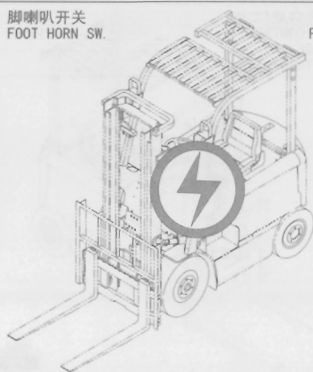


图29  
FIG29

P36  
B22

连接线  
CONTR. CABLE

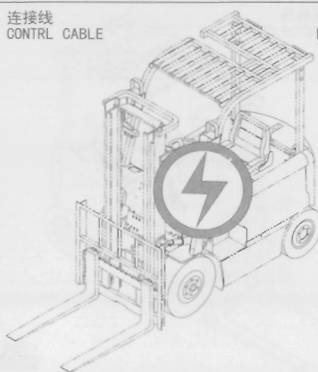


图30  
FIG30

P37  
B23

蓄电池组  
BATTERY ASS'Y

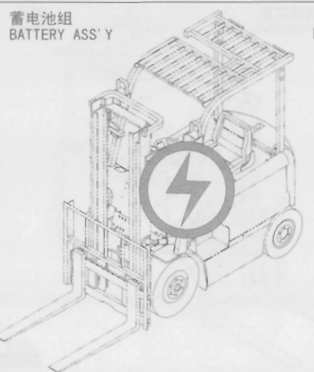


图31  
FIG31

P38  
B24

转向系统  
STEERING SYSTEM

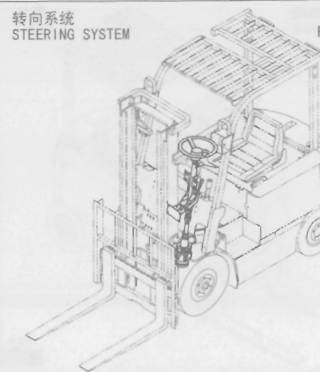


图32  
FIG32

P39  
C1

连接轴总成  
CONNECTION SHAFT  
ASS'Y

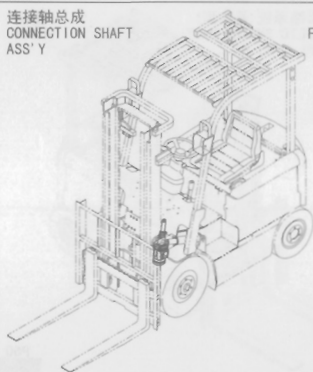


图33  
FIG33

P41  
C2

转向桥  
STEERING AXLE

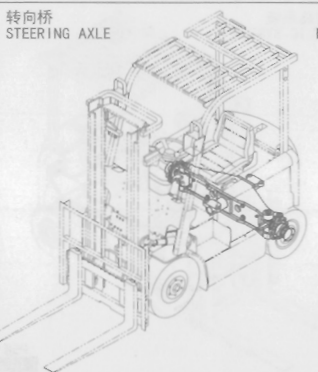


图34  
FIG34

P42  
D1

转向油缸  
POWER CYLINDER

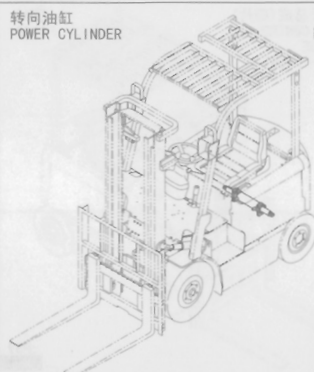


图35  
FIG35

P44  
D2

转向轮  
STEERING WHEEL

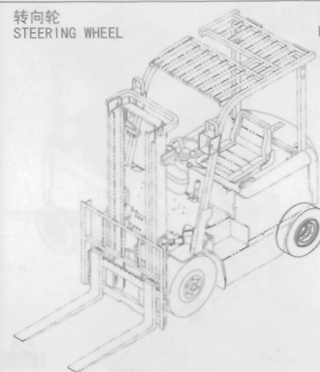


图36  
FIG36

P45  
D3

B

C

D



# 目录 INDEX

车架与平衡重  
FRAME & COUNTERWEIGHT

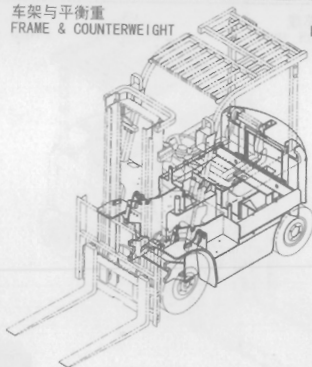


图37  
FIG37

P46  
E1

机罩类及座椅  
HOOD & SEAT

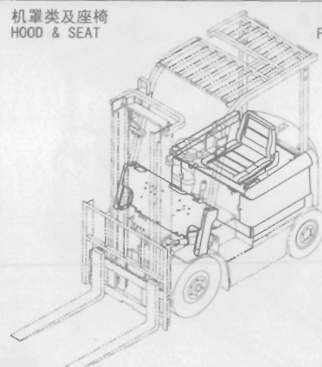


图38  
FIG38

P47  
E2

机罩类及座椅  
HOOD & SEAT

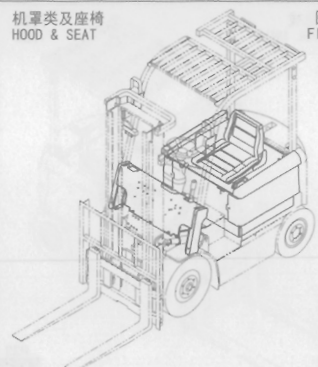


图39  
FIG39

P49  
E3

底板类  
FLOOR BOARD

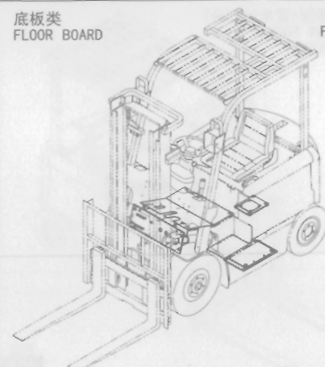


图40  
FIG40

P51  
E4

液压油箱  
OIL TANK

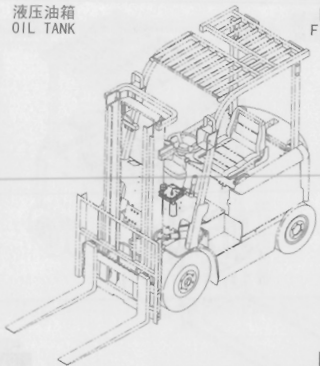


图41  
FIG41

P52  
E5

行车制动装置  
BRAKE CONTROL UNIT

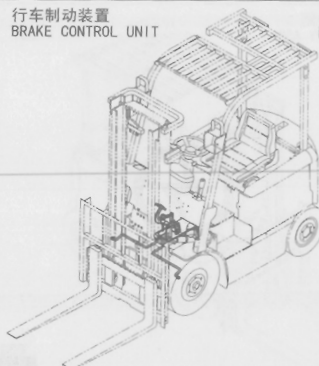


图42  
FIG42

P53  
F1

制动操纵器  
PARKING BRAKE

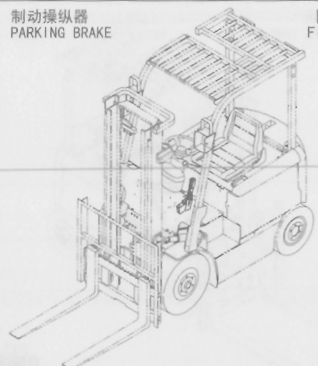


图43  
FIG43

P54  
F2

操纵杆总成(二片)  
VALVE CONTROL  
LINKAGE  
(TWO-THROW)

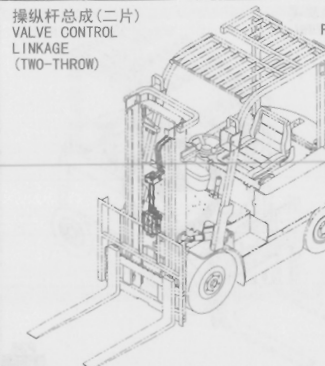


图44  
FIG44

P55  
F3

操纵杆总成(三片)  
VALVE CONTROL  
LINKAGE  
(THREE-THROW)

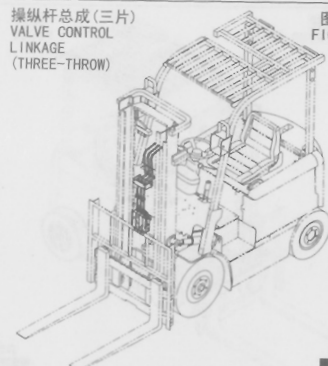


图45  
FIG45

P56  
F4

操纵杆总成(四片)  
VALVE CONTROL  
LINKAGE  
(FOUR-THROW)

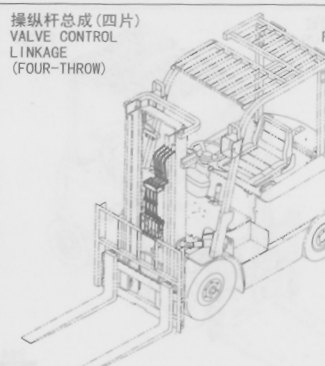


图46  
FIG46

P57  
F5

液压管路系统  
HYDRAULIC SYSTEM

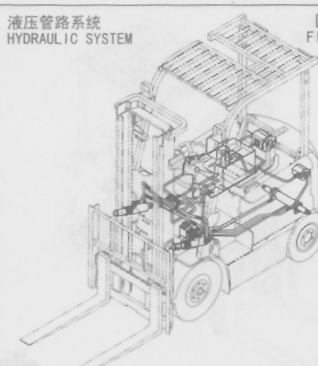


图47  
FIG47

P58  
G1

门架管路系统(基本型)  
HYDRAULIC SYSTEM, MAST  
(NORMAL MAST M)

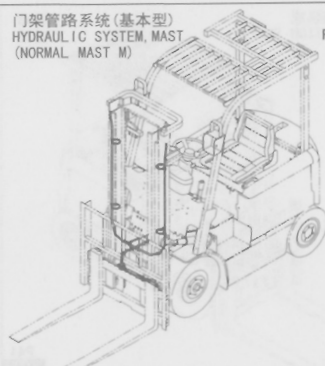


图48  
FIG48

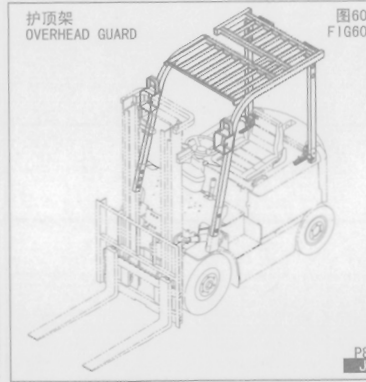
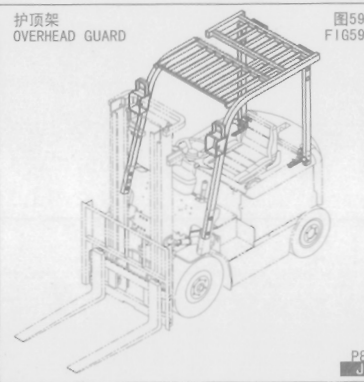
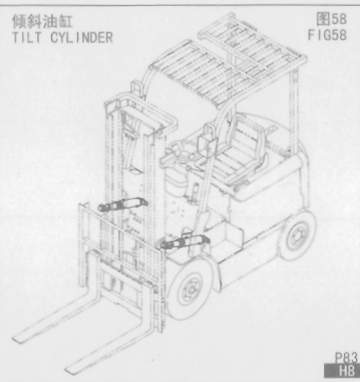
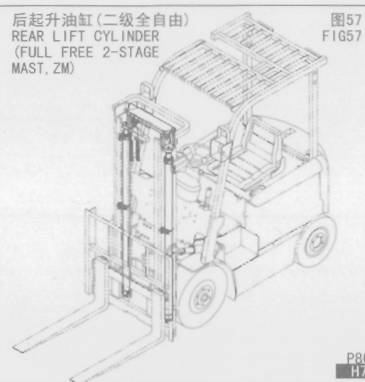
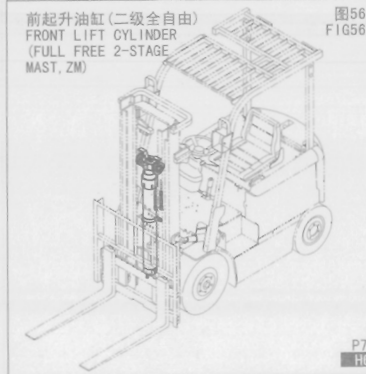
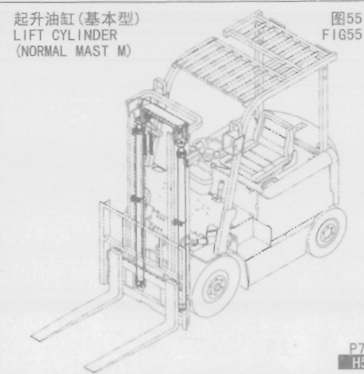
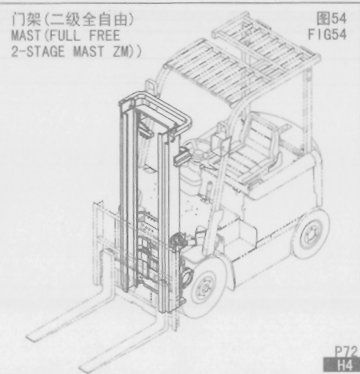
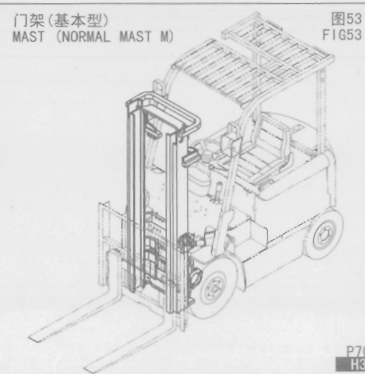
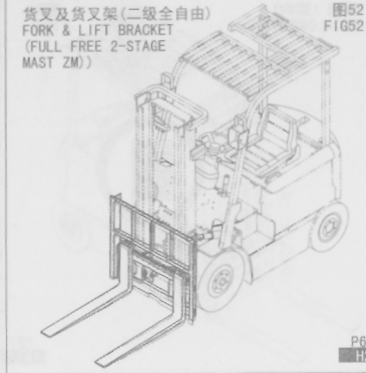
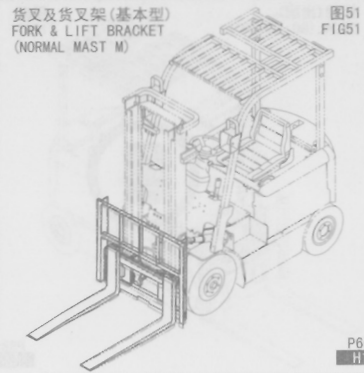
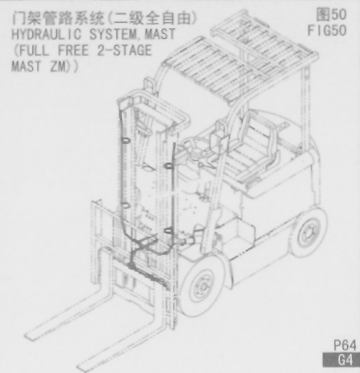
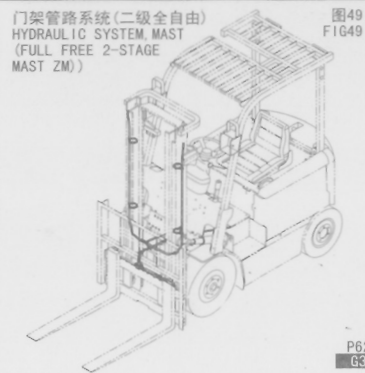
P60  
G2

E

F

G

# 目录 INDEX



G

H


J



# 目录 INDEX

标牌 (国内)  
DECAL (HOMELAND)

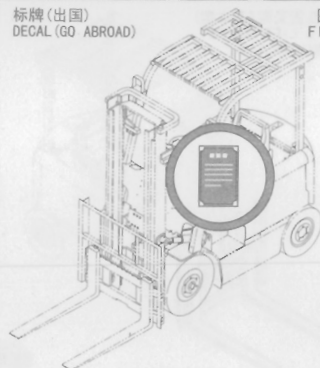
图61  
FIG61



P87  
K1

标牌 (出国)  
DECAL (GO ABROAD)

图62  
FIG62



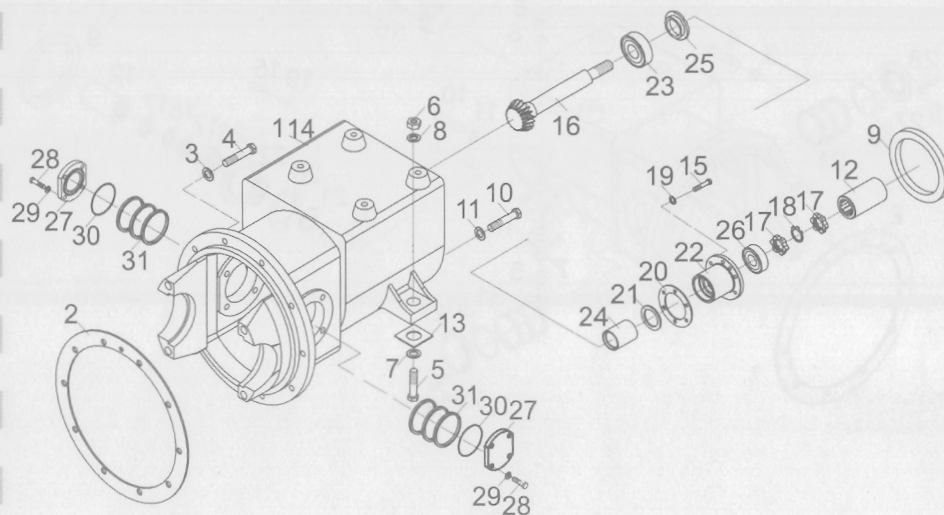
P88  
K2

图1/FIG1

减速器总成/REDUCTION ASS'Y

A1

序号 Item No	图号 Part No	零部件名称 Description	件数 Q'ty	备注 Remark	CPD10,15,18
01	15D10-00-01	Case, reduction 减速器壳体	1		
02	25592-52001	Packing 垫片	1		
03	B5050-00010	Washer 垫圈10	16	GB93-87	
04	B0530-10035	Bolt 螺栓M10X1.25X35	10	GB5786-86	
05	B0330-20055	Bolt 螺栓M20X55	2	GB5783-86	
06	B4130-00020	Nut 螺母M20	2	GB6170-86	
07	B5050-00020	Washer 垫圈20	2	GB93-87	
08	B5310-00020	Washer 垫圈20	2	GB97.1-85	
09	15D10-00-02	Snap ring 挡环	1		
10	B0530-12030	Bolt 螺栓M12X1.25X30	6	GB5786-86	
11	B5050-00012	Washer 垫圈12	6	GB93-87	
12	15D10-00-03	Packing 花键套	1		
13	15D10-00-04	Shim, adjust 调整垫片组	2		
14	12492-50101	Decal 机械变速箱标牌	1		
15	B0230-10035	Bolt 螺栓M10X35	6	GB5782-86	
16	15D10-10-01a	Gear 螺旋伞齿轮	1		
17	B4832-00033	Nut 螺母M33X1.5	2	GB812-88	
18	B5512-00033	Washer 垫圈33	1	GB858-88	
19	B5050-00010	Washer 垫圈10	6	GB93-87	
20	15D10-10-02	Shim 垫片组	1		
21	15D10-10-03	Shim 垫片组	1		
22	15D10-10-04	Seat, bearing 轴承座	1		
23	Z-7508	Bearing 轴承7508	1	GB297-64	
24	15D10-10-05	Spacer 衬套	1		
25	Z0200-04512W	Oil seal 油封PD45X62X12	1	HG4-692-67	
26	Z-7507	Bearing 轴承7507	1	GB297-64	
27	12003-22051	Cap 轴承盖	2		
28	B0330-10025	Bolt 螺栓M10X25	8	GB5783-86	
29	B5050-00010	Washer 垫圈10	8	GB93-87	
30	Z6004-07503	O-ring 0形圈75X3.1	2	GB1235-76	





## 减速器总成/REDUCTION ASS'Y

图1/FIG1

序号  
Item  
No

图 号  
Part No

零部件名称  
Description

件数  
Q'ty

备注  
Remark

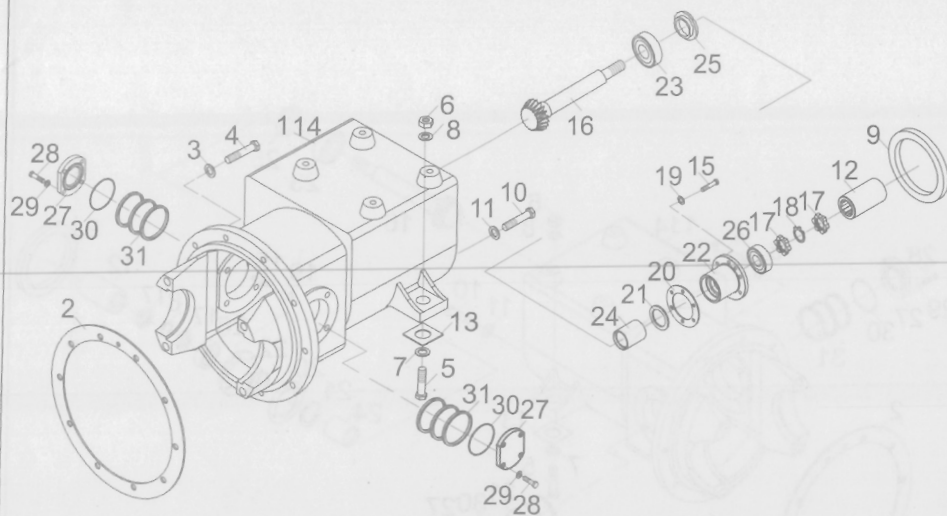


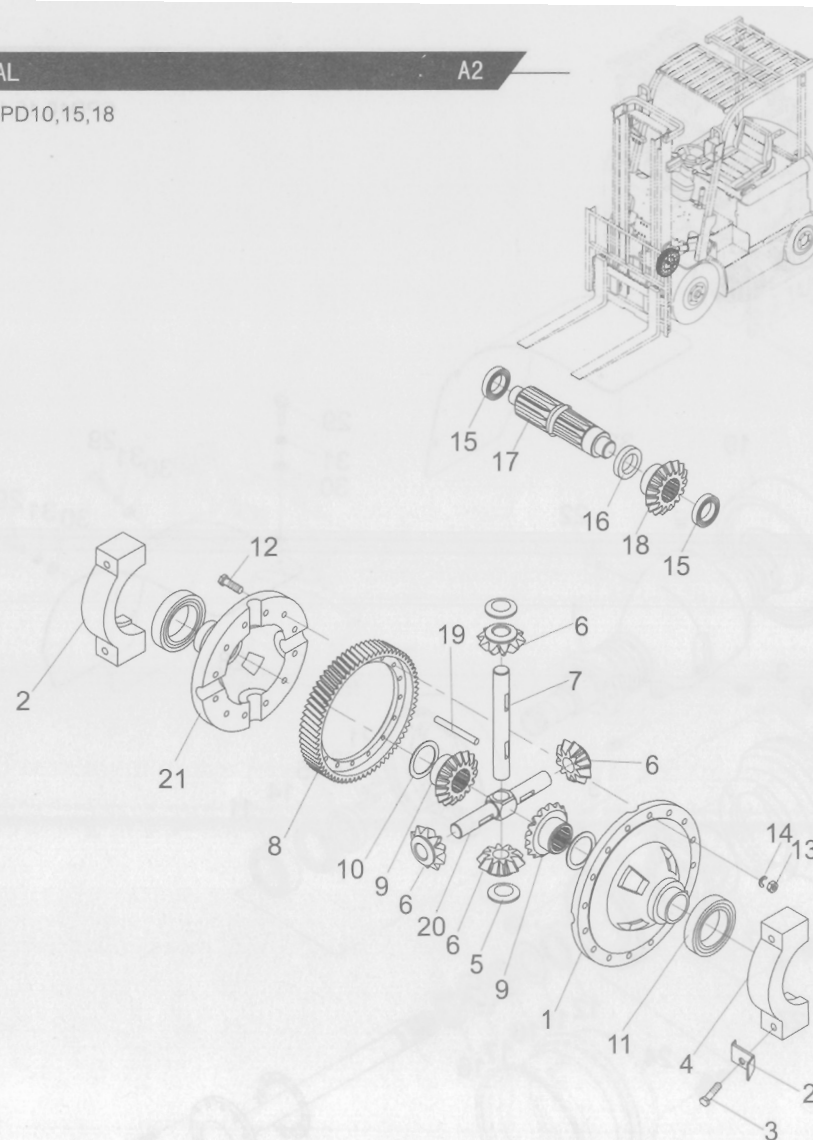
图2/FIG2

## 差速器/DIFFERENTIAL

A2

序号 Item No	图 号 Part No	零部件名称 Description	件数 Q'ty	备 注 Remark
01	15413-52031	Case, Cross(left)	左差速器壳	1
02	10113-50131	Plate, lock	锁片	4
03	15413-22021	Bolt	螺栓	4
04	15413-22011	Bearing seat	轴承座	2
05	15413-52081	Shim	止推垫圈	4 按需选用
-	15413-52091	Shim	止推垫圈	4 按需选用
-	15413-52101	Shim	止推垫圈	4 按需选用
06	15413-52071	Planet gear	行星齿轮	4
07	15413-52051	Shaft, pinion	齿轮轴Ⅱ	1
08	12003-52011	Gear, ring	齿圈	1
09	15413-52061	Gear, side	半轴齿轮	2
10	20113-50181	Shim	垫片	2 按需选用
-	20113-51181	Shim	垫片	2 按需选用
-	20113-52181	Shim	垫片	2 按需选用
-	20113-53181	Shim	垫片	2 按需选用
11	Z-6211	Bearing	轴承6211	2 GB/T276-94
12	15413-52011	Bolt	螺栓	12
13	B4223-00010	Nut	螺母 M10X1.25	12
14	10113-50141	Plate	锁片	6
15	Z-32207	Bearing	轴承32207	2 GB/T297-94
16	12003-22041	Spacer	衬套	1
17	12003-22011	Shaft, pinion	齿轴	1
18	12083-22031	Gear	螺旋伞齿轮	1
19	B3120-06024	Pin	销 B6X24	1
20	15413-52041	Shaft	齿轮轴Ⅰ	1
21	15413-52021	Case, cross(right)	右差速器壳	1

CPD10,15,18





CPD10,15,18

序号  
Item  
No图 号  
Part No零部件名称  
Description件数  
Q'ty备 注  
Remark

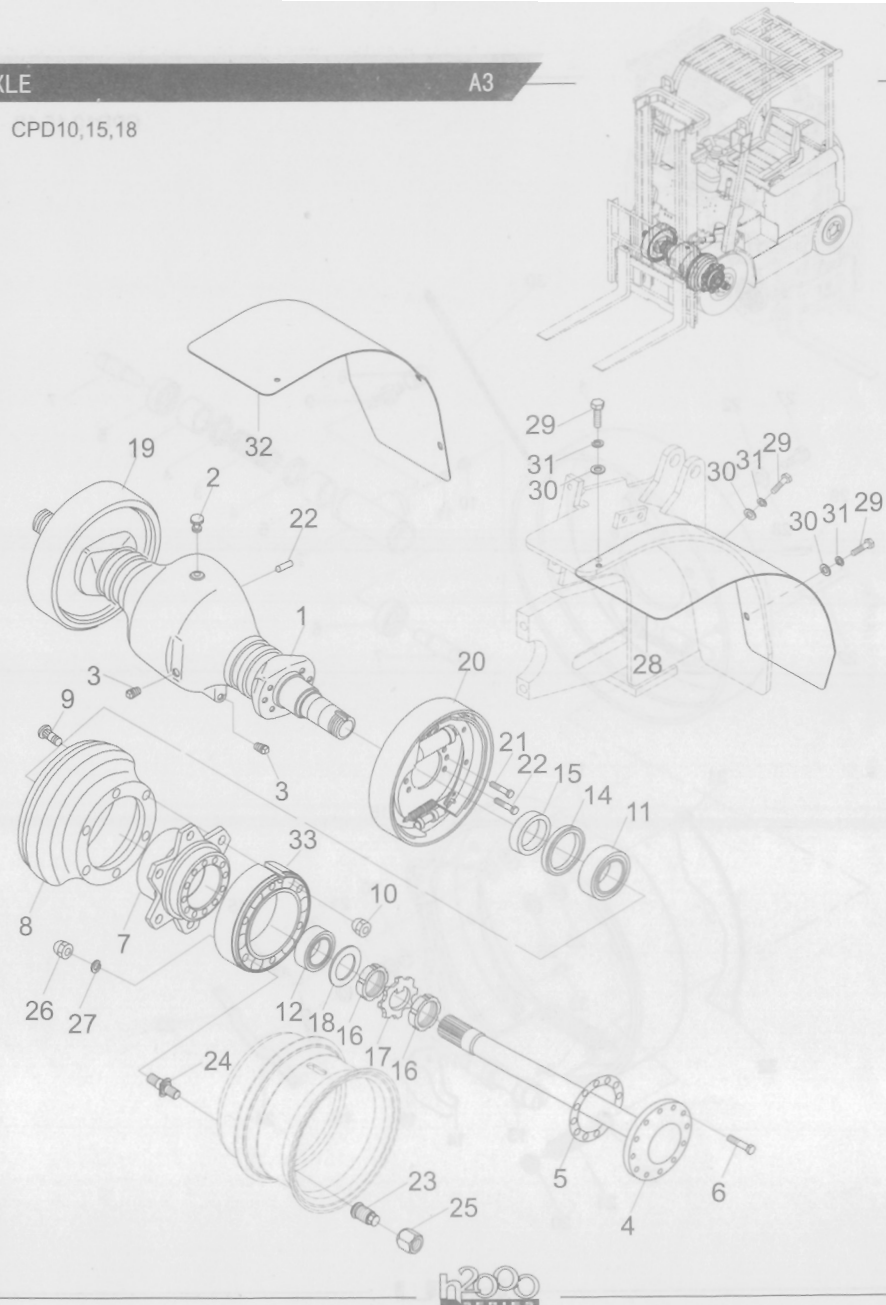
01	24233-02001	Housing, axle	桥壳	1	
02	22253-02061	Plug, rubber	橡皮塞	1	
03	22193-03001	Plug	堵塞	2	
04	24843-02011	Half, shaft	半轴	2	
05	24843-02061	Gasket	垫	2	
06	24453-02061	Bolt, reamer	铰制螺栓	16	
07	24233-02021aG2	Hub, wheel	轮毂	2	
08	24233-02011	Drum, braking	制动鼓	2	
09	23654-32042G	Bolt	螺栓	12	单胎 Single tire
-	23654-32051G	Bolt	轮毂螺栓	12	双胎 Double tire
10	23654-34051	Nut	轮毂螺母	12	
✓ 11	Z-30213	Bearing	轴承30213	2	GB/T297-94
✓ 12	23453-02071	Bearing & oil seal	轴承油封总成	2	
13	23453-72001	Bolt	螺栓	8	
✓ 14	Z6311-10014	U-ring	U型密封圈FB100X125X12D	2	GB9877.1-88
15	22513-02051	Snap ring	挡环	2	
16	B4735-00060	Nut	圆螺母M60X2	4	GB810-88
17	B5512-00060	Gasket	垫圈60	2	GB858-88
18	23453-02091	Snap ring	垫	2	
19	REF000576 21233-70201	Brake ass'y(right)	制动器总成(右)	1	
20	REF000576 21233-70301	Brake ass'y(left)	制动器总成(左)	1	
21	23453-72031	Bolt	螺栓	4	
22	B3130-08026	Pin	销B8X26	1	GB119-86
23	E1193-02081	Nut, hub	柱螺母	12	双胎 Double tire
24	E1193-02011	Bolt	螺栓柱	12	双胎 Double tire
25	B4533-00014	Nut	螺母M14X1.5	12	GB6176-86 双胎 Double tire
26	E1193-02091	Nut, hub	双胎球螺母	12	双胎 Double tire
27	B5050-00014	Washer, lock	垫圈14	12	GB93-87 双胎 Double tire
A	HRA65E3001 A65E3-00211	Stripped-down frame(left) (Inc.29~32)	改制车架(左)	1	双胎 Double tire
-	HRA65E3001 A65E3-00201	Stripped-down frame(Right) (Inc.28~31)	改制车架(右)	1	双胎 Double tire

图3/FIG3

驱动桥/DRIVE AXLE

A3

序号 Item No	图 号 Part No	零部件名称 Description	件数 Q'ty	备 注 Remark
28	HRA65E3002 A65E3-02011	Fender(left) 挡板一(左)	1	双胎Double tire
29	B0330-10025	Bolt 螺栓M10X25	6	GB5783-86 双胎Double tire
30	B5310-00010	Washer 垫圈10	6	GB97.1-85 双胎 Double tire
31	B5050-00010	Washer,lock 垫圈10	6	GB93-87 双胎 Double tire
32	HRA65E3002 A65E3-02001	Fender(right) 挡板一(右)	1	双胎 Double tire
33	E1193-02001	Joint bushing 联接套	2	双胎 Double tire
34	22253-02063c	Breather plug 透气塞	1	



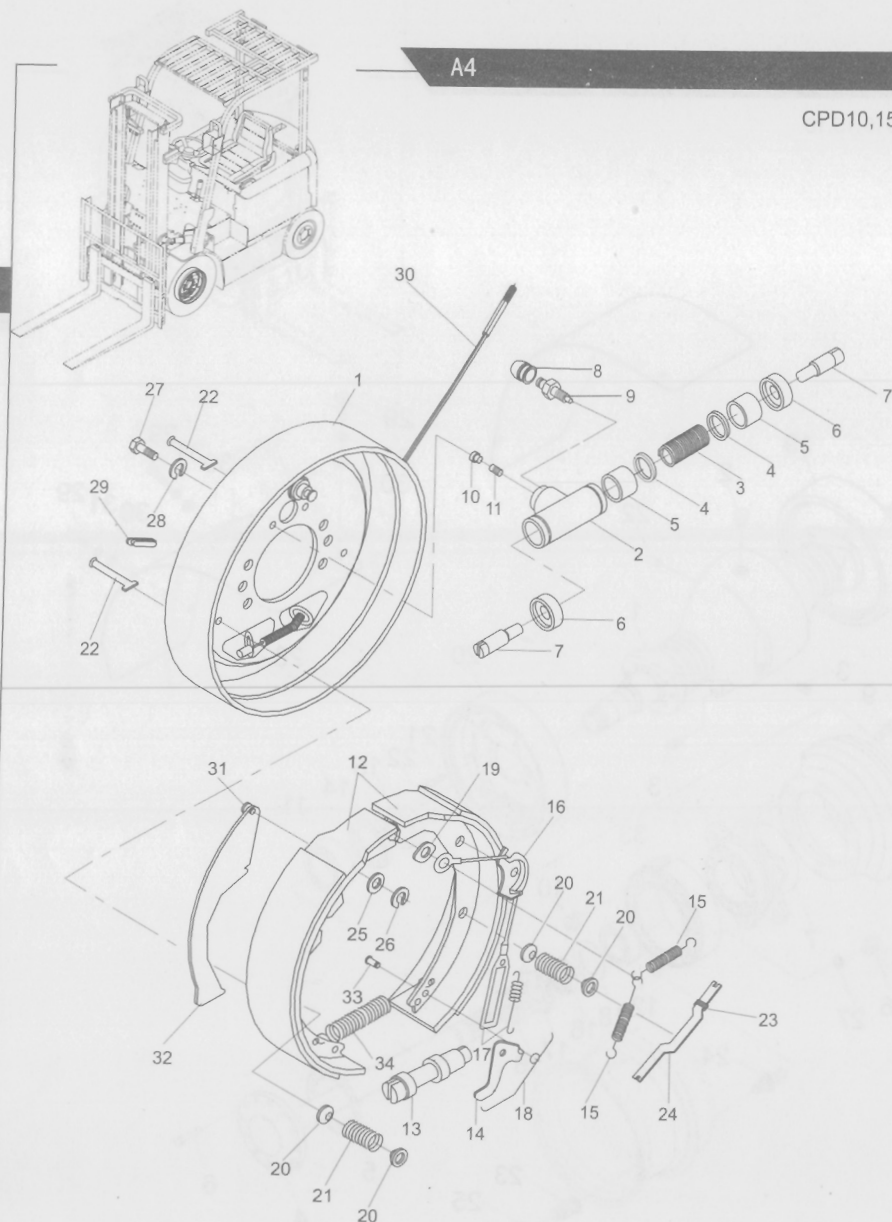
A

CPD10,15,18

序号  
Item  
No图 号  
Part No零部件名称  
Description件数  
Q'ty备 注  
Remark

A	REF000576	Wheel brake ass'y(left)	制动器总成 (左)	1	
	21233-70301				
-	REF000576	Wheel brake ass'y(right)	制动器总成 (右)	1	
	21233-70201				
01	21233-70010G	Back plate ass'y	制动器底板总成	2	
B	21233-70080G	Wheel cylinder ass'y (Inc.2-11)	制动器分泵总成 (包含2-11)	2	
02	21233-70090G	Cylinder	制动分泵缸	2	
03	21233-70120G	Spring	分泵弹簧	2	
04	21233-70110G	Cup,piston	分泵皮碗	4	
05	21233-70100G	Piston	分泵活塞	4	
06	21233-70130G	Cover,dust	分泵护罩	4	
07	21233-70140G	Rod,piston	分泵活塞顶杆	4	
08	21233-72141	Cap,screw	分泵放气螺钉罩	2	
09	21233-72131	Screw	分泵放气螺钉	2	
10	24433-76080G	Shroud	螺纹防护罩	2	
11	24433-76070G	Seat,tube	制动分泵油塞	2	
12	21233-70150G	Brake shoe & friction plate ass'y	制动蹄带摩擦片总成	2	
13	21233-70210G	Clearance adjuster	间隙调整器	2	
14	21233-70340G	Pawl	棘爪	2	
15	21233-70320G	Return spring,brake shoe	制动蹄回位弹簧	4	
16	21233-70330G	Guide	导向块	2	
17	21233-70260G	Wire unit,spring	弹簧拉线装置	2	
18	21233-70360G	Spring	弹簧	2	
19	21233-70410G	Guide plate	导向板	2	
20	21233-70430G	Compression spring seat	压簧座	8	
21	21233-70440G	Compression spring	压簧	4	
22	21233-70420G	Pull rod,compression spring	压簧拉杆	4	
23	21233-70380G	Push rod,hand braking	手制动推杆	2	
24	21233-70390G	Spring	弹簧	2	
25	24433-70160G	Shim,spring	弹性垫片	2	
26	24433-70170G	Snap ring,pin axle	杆销挡圈	2	
27	B0230-06016	Bolt	螺栓M6X16	4	GB5782-86

A





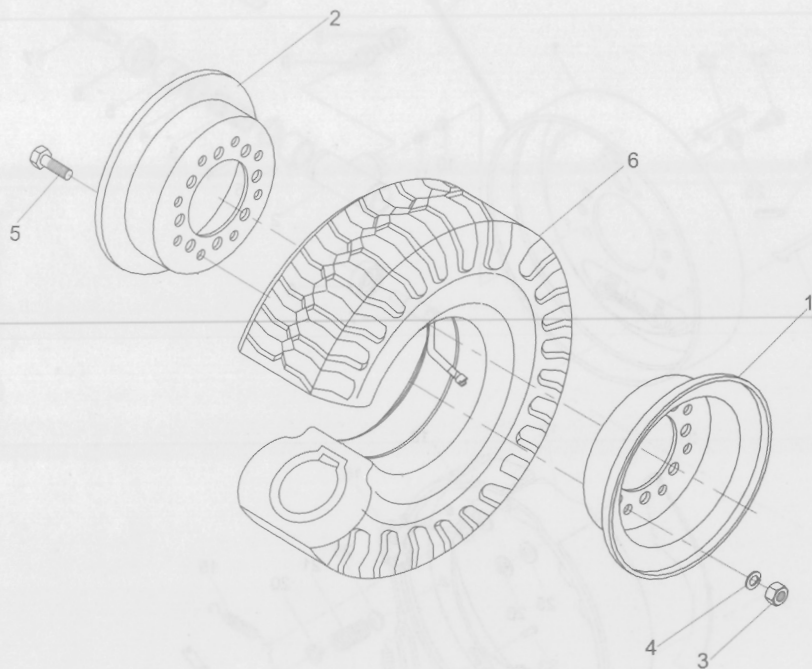




驱动轮(单胎)/DRIVER WHEEL (1t, 1.5t SINGLE TIRE)

图5/FIG5

CPD10,15

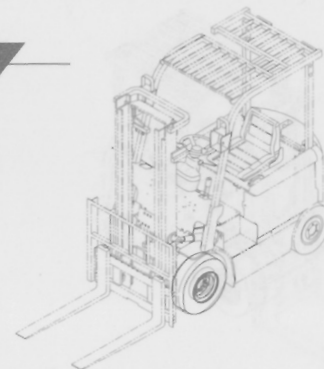
[illegible]

驱动轮(单胎)/DRIVER WHEEL (1.8t SINGLE TIRE)

CPD18

Diagram illustrating the components of a tire assembly:

- 1: Tire
- 2: Wheel rim
- 3: Hub



A

序号  
Item  
No

图号  
Part No

零件名称  
Description

件数  
Q'ty

备注  
Remark

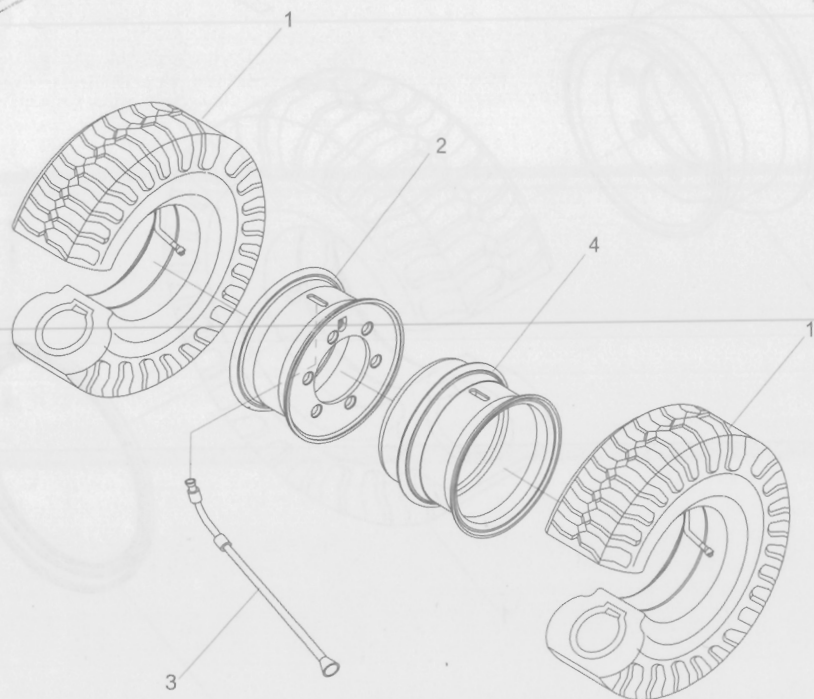
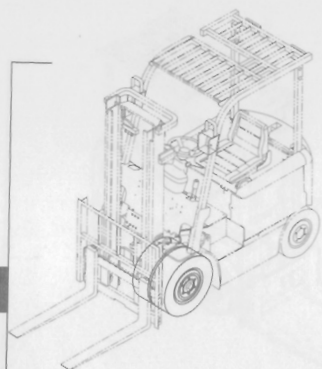
[illegible]

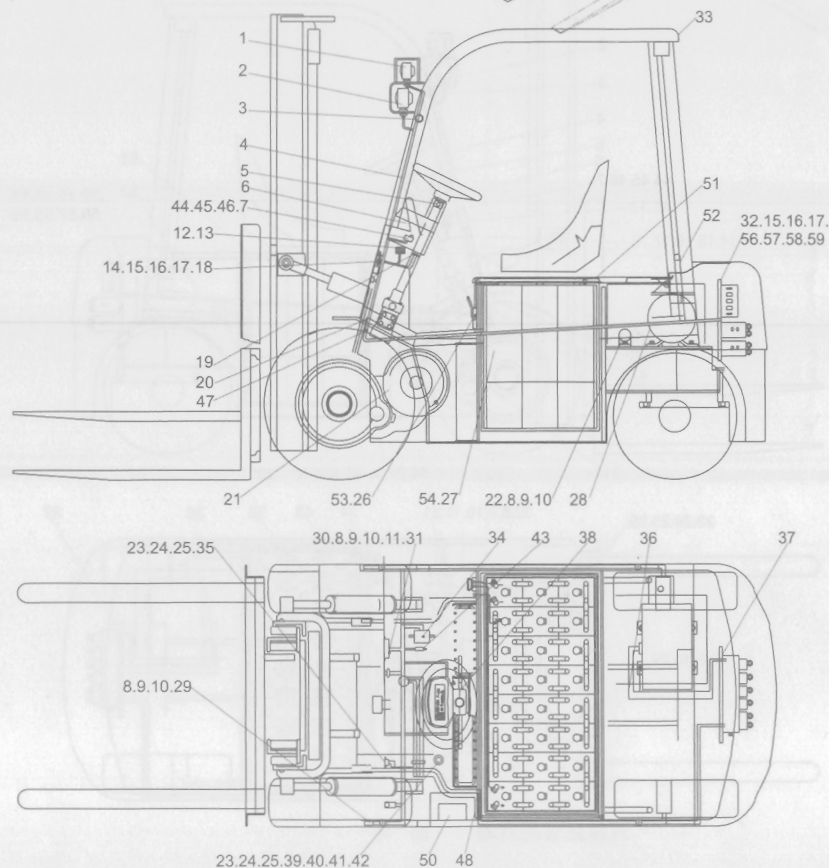
图8/FIG8

## 电气系统/ELECTRIC SYSTEM

C1

序号 Item No	图号 Part No	零部件名称 Description	件数 Q'ty	备注 Remark
01	A73J2-42102	Front combination lamp 前小灯	2	
02	A73J2-42202	Head lamp 前大灯12V/35W	2	
03	A22A2-40260*3	Rubber ring 出线胶圈	4	
04	A61S2-41101	Front wire harness 前灯线束	2	See Fig.14
05	Z8730-0802L	Turn signal lamp switch 转向灯开关 (JK802L)	1	
06	A61K2-41801	Meter ass'y 仪表总成	1	See Fig.15
07	A65F2-41201	Hand brake switch 手制动开关	1	See Fig.18
08	B1010-06016	Screw 螺钉M6X16	6	GB65-85
09	B5310-00006	Washer 垫圈6	6	GB97.1-85
10	B5050-00006	Washer,lock 垫圈6	6	GB93-87
11	B4116-00006	Nut 螺母M6	5	GB6170-86
12	A61S2-41201	Fuse box 保险丝盒总成	1	CPD10~18-C1 CPD10,15-F1
-	A67V2-40241	Fuse box 保险丝盒总成	1	CPD10~18L-C1 CPD10,15L-F1
13	D06BX2011C10A	Fuse 片式保险丝 (10A)	4	
14	Z8500-2G129	Horn 喇叭 (DL124ED)	1	
15	B0330-08020	Bolt 螺栓M8X20	1	GB5783-86
16	B5310-00008	Washer 垫圈8	1	GB97.1-85
17	B5050-00008	Washer,lock 垫圈8	1	GB93-87
18	B4116-00008	Nut 螺母M8	1	GB6170-86
19	Z9260-40180	Belt clip 捆扎带 (180型)	15	
20	A6E52-40031	Wire harness,body 车身线束	1	See Fig.20
-	A67V2-40211	Wire harness,body 车身线束	1	See Fig.22 CPD10~18L-C1
21	D02KNDD4001	Travel motor 行走电机 (KNDD4001)	1	韩国PAL电机 Korea PAL motor
-	A69S2-40801	Travel motor 行走电机	1	1-1.5t用
-	A69S2-40701	Travel motor 行走电机	1	1.8t用
22	A61S2-41301	Back buzzer 倒车蜂鸣器	1	
23	B1010-04020	Screw 螺钉M4X20	5	GB65-85
24	B5323-00004	Washer 垫圈4	5	GB97.1-85
-	B5310-00010	Washer 垫圈4	5	GB97.1-85 CPD10~18L-C1
25	B5050-00004	Washer,lock 垫圈4	5	GB93-87

CPD10,15,18-C1  
CPD10,15,18L-C1  
CPD10,15-F1  
CPD10,15L-F1





CPD10,15,18-C1  
CPD10,15,18L-C1  
CPD10,15-F1  
CPD10,15L-F1

序号  
Item No

图号  
Part No

零部件名称  
Description

件数  
Q'ty

备注  
Remark

26	A65S2-41101	Battery socket	电源插座(蓄电池部分)	1	See Fig.25
-	A65S2-41201	Battery socket	电源插座(车架部分)	1	See Fig.24
27	A65S2-40901	Battery ass'y	蓄电池组	1	See Fig.30 CPD10~18-C1
-	A65S2-41401	Battery ass'y	蓄电池组(无漏液孔)	1	See Fig.30 CPD10~18-C1
-	A67S2-40101	Battery ass'y	蓄电池组	1	See Fig.30 CPD10,15-F1
-	A67S2-40201	Battery ass'y	蓄电池组(无漏液孔)	1	See Fig.30 CPD10,15-F1
-	A69V2-40231	Battery ass'y	蓄电池组	1	See Fig.30 CPD10~18L-C1
-	A69V2-40231Y	Battery ass'y	蓄电池组(无漏液孔)	1	See Fig.30 CPD10~18L-C1
-	A6E32-40211	Battery ass'y	蓄电池组	1	See Fig.30 CPD10,15L-F1
-	A6E32-40211Y	Battery ass'y	蓄电池组(无漏液孔)	1	See Fig.30 CPD10,15L-F1
28	A67H2-41201	Lift motor	起升电机	1	1-1.5t
-	A67H2-41301	Lift motor	起升电机	1	1.8t
29	SG152-12V	Flasher unit	电子闪光器	1	
30	HRA61S2402	Lift switch	起升开关	1	二片阀 Two-throw
-	A61S2-40521	Lift switch	起升开关	2	三片阀 Three-throw
-	HRA61S2402	Lift switch	起升开关	3	四片阀 Four-throw
-	A61S2-40531	Lift switch	起升开关	3	四片阀 Four-throw
-	HRA61S2402	Lift switch	起升开关	3	四片阀 Four-throw
-	A61S2-40541	Lift switch	起升开关	3	四片阀 Four-throw
31	B0330-06025	Bolt	螺栓M6X25	2	GB5783-86
32	A6E52-40021	Control unit	电控装置	1	See Fig.26
-	A6E52-40021	Control unit	电控装置	1	See Fig.27
33	D08HZHD	Rear lamp unit	后组合灯	1	
34	A65S2-40601	Accelerator	加速器	1	
35	A61S2-41501	Horn filter	喇叭滤波器	1	
36	Z9230-0000B	Black sticky belt	黑色粘胶带(FJ-81)	1卷	
37	15D60-00A*59	Silica gel, heat conduction	导热硅脂	50克	
38	A61S2-41601	Direction switch	方向开关	1	CPD10~18-C1 CPD10,15-F1
-	A67V2-40251	Direction switch	电子方向开关	1	GB6170-86 CPD10,15L-F1
39	B4116-00004	Nut	螺母M4	3	CPD10~18L-C1
40	A61S2-40801	Horn switch	脚喇叭开关	1	See Fig.29
41	A73J2-41602	Board	压板	1	
42	A73J2-41702	Rubber cover	橡胶盖	1	

B'

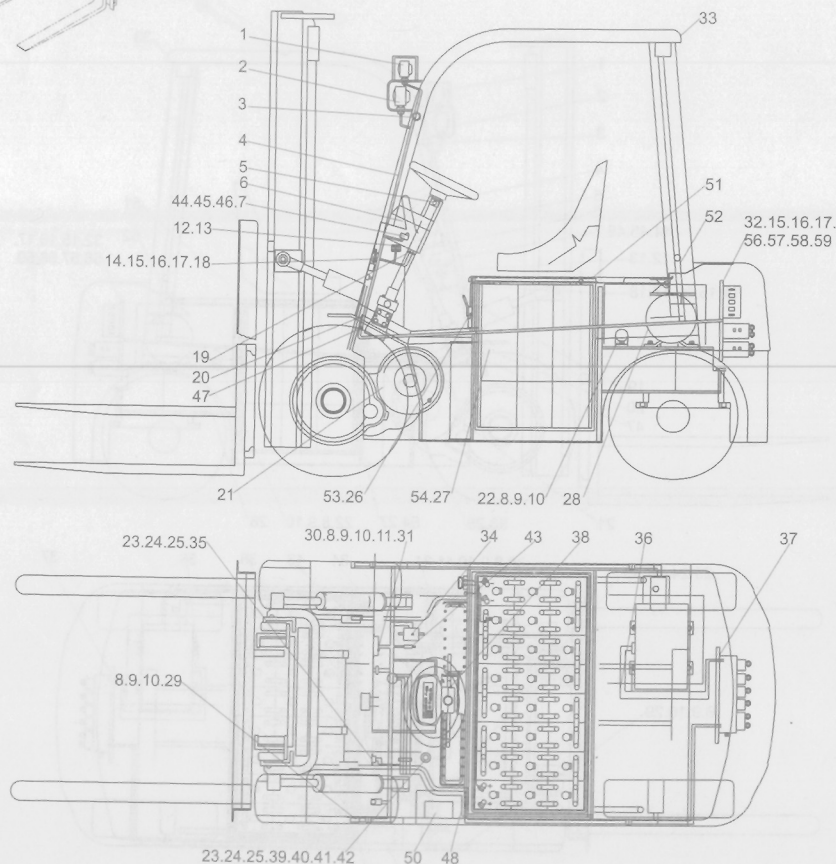


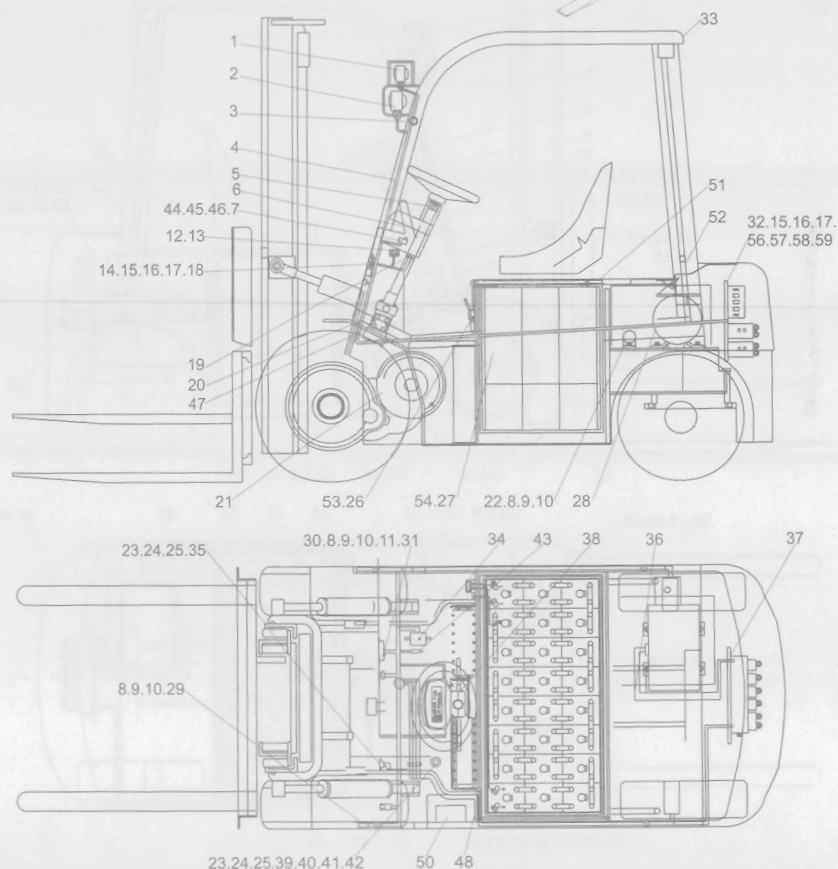
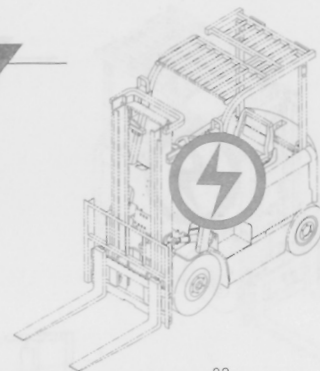
图8/FIG8

## 电气系统/ELECTRIC SYSTEM

B1

序号 Item No	图 号 Part No	零部件名称 Description	件数 Q'ty	备 注 Remark
43	25D50-100	Stop lamp switch	刹车灯开关	1
44	B1010-05025	Screw	螺钉M5X25	2 GB65-85
45	B5323-00005	Washer	垫圈5	2 GB97.1-85
-	B5310-00005	Washer	垫圈5	2 CPD10-18L-C1 GB97.1-85
46	B5050-00005	Washer,lock	垫圈5	2 GB93-87
47	A22A2-40260*2	Rubber ring	出线胶圈	2
48	A65S2-40701	Control cable	连接线	1 See Fig.30
49	A6E52-40011	Principle diagram	电气原理图	1 See Fig.10 CPD10-18-C1 CPD10,15-F1
-	A67V2-40221	Principle diagram	电气原理图	1 See Fig.12 CPD10-18L-C1 CPD10,15L-F1
50	A67V2-40231	DC-DC Commutator	DC-DC转换器	1
51	XB2-BS542	Brake SW.	急停开关	1
52	A65E5-10311	Rubber ring	出线胶圈	1
53	25D50-00-04	Rubber ring	出线胶圈	1
54	A71Y2-40281	Caution light	旋转式警世灯	1 选配 Option
-	A71Y2-40291	Caution light	闪光式警世灯	1 选配 Option
55	A6E52-40041	Cable	警世灯过渡线束	1 选配 Option
56	B0330-10035	Bolt	螺栓M10X35	4 GB5783-85
57	B5310-00010	Washer	垫圈10	4 GB97.1-85
58	B5050-00010	Washer,lock	垫圈10	4 GB93-87
59	A69E2-40801	Cooling plate	散热板	1
60	A65S2-41001	Form	行车控制器参数设置表	1
61	A65E6-42181	Rubber	橡胶垫	2

CPD10,15,18-C1  
CPD10,15,18L-C1  
CPD10,15-F1  
CPD10,15L-F1



CPD10,15,18-C2  
CPD10,15,18L-C2  
CPD10,15-F2  
CPD10,15L-F2

序号 Item No	图号 Part No	零部件名称 Description	件数 Q'ty	备注 Remark
01	A73J2-42102	Front combination lamp 前小灯	2	
02	A73J2-42202	Head lamp 前大灯12V/35W	2	
03	A22A2-40260*3	Rubber ring 出线胶圈	4	
04	A61S2-41101	Front wire harness 前灯线束	2	See Fig.14
05	Z8730-0802L	Turn signal lamp switch 转向灯开关 (JK802L)	1	
06	A6E92-40041	Meter ass'y 仪表总成	1	See Fig.16 CPD10-18-C2 CPD10,15-F2
-	A63S2-40101	Meter ass'y 仪表总成	1	See Fig.17 CPD10-18L-C2 CPD10,15L-F2
07	A73J2-40402A	Hand brake switch <i>Br. top.</i> 手制动车开关	1	See Fig.19
08	B1010-06016	Screw 螺钉M6X16	2	GB65-85
09	B5310-00006	Washer 垫圈6	3	GB97.1-85
10	B5050-00006	Washer,lock 垫圈6	3	GB93-87
11	B4116-00006	Nut 螺母M6	2	GB6170-86
12	A61S2-41201	Fuse box 保险丝盒总成	1	CPD10-18-C2 CPD10,15-F2
-	A67V2-40241	Fuse box 保险丝盒总成	1	CPD10-18L-C2 CPD10,15L-F2
13	D06BX2011C10A	Fuse 片式保险丝(10A)	4	
14	Z8500-2G129	Horn 喇叭 (DL124ED)	1	
15	B0330-08020	Bolt 螺栓M8X20	5	GB5783-86
16	B5310-00008	Washer 垫圈8	5	GB97.1-85
17	B5050-00008	Washer,lock 垫圈8	5	GB93-87
18	B4116-00008	Nut 螺母M8	4	GB6170-86
19	Z9260-40180	Belt clip 捆扎带 (180型)	10	
20	A6E92-40031	Wire harness,body 车身线束	1	See Fig.21
-	A6E32-40041	Wire harness,body 车身线束	1	See Fig.23
21	D02KNDD4001	Travel motor 行走电机 (KNDD4001)	1	韩国PAL电机 Korea PAL motor
-	A69S2-40801	Travel motor 行走电机	1	1-1.5t用
-	A69S2-40701	Travel motor 行走电机	1	1.8t用
22	A61S2-41301	Back buzzer 倒车蜂鸣器	1	GB65-85
23	B1010-04020	Screw 螺钉M4X20	1	GB97.1-85
24	B5323-00004	Washer 垫圈4	1	GB93-87
25	B5050-00004	Washer,lock 垫圈4	1	

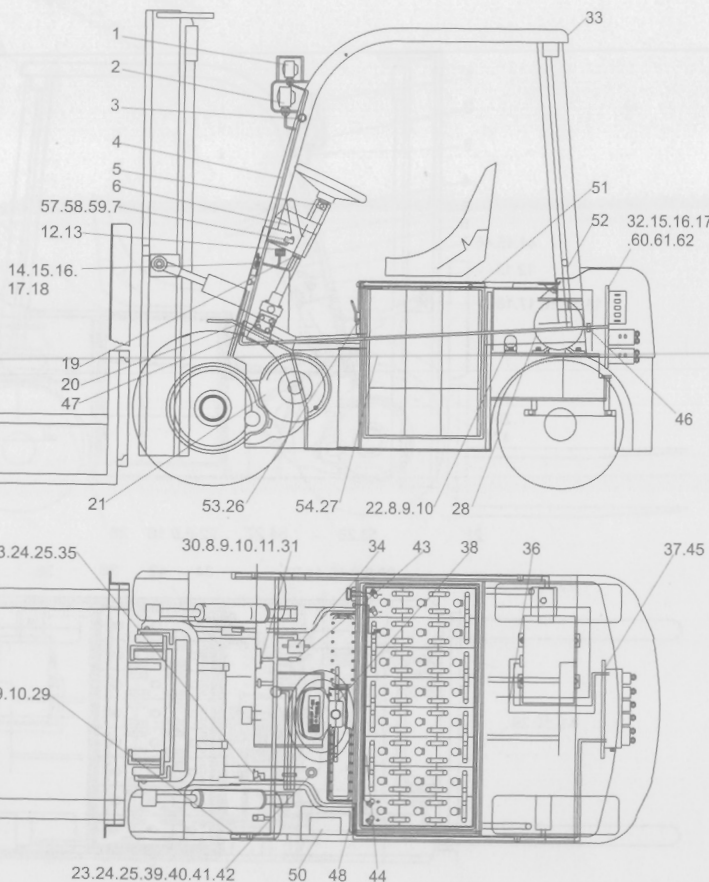


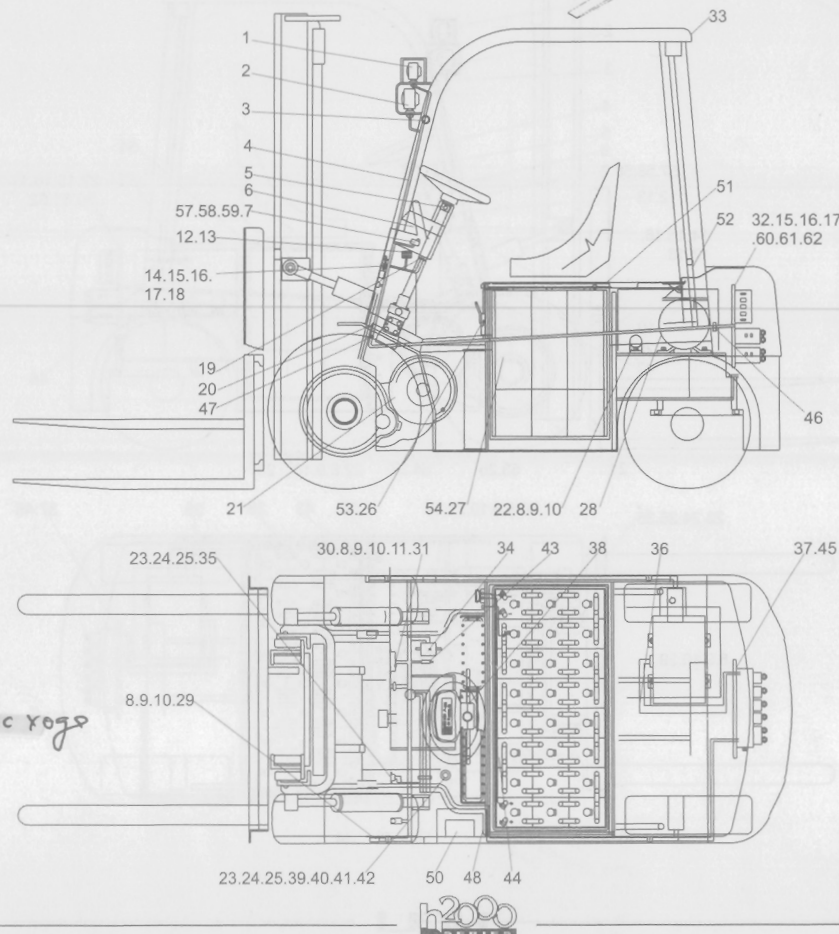
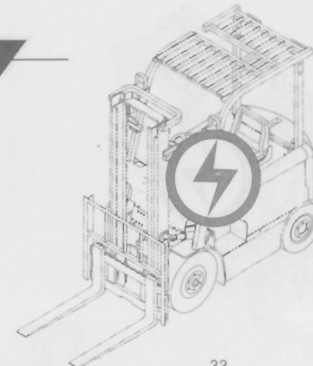
图9/FIG9

## 电气系统/ELECTRIC SYSTEM

B2

序号 Item No	图号 Part No	零部件名称 Description	件数 Q'ty	备注 Remark
26	A65S2-41101	Battery socket 电源插座(蓄电池部分)	1	See Fig.24
-	A65S2-41201	Battery socket 电源插座(车架部分)	1	See Fig.25
27	A65S2-40901	Battery ass'y 蓄电池组	1	See Fig.30 CPD10~18-C2
-	A65S2-41401	Battery ass'y 蓄电池组(无漏液孔)	1	See Fig.30 CPD10~18-C2
-	A67S2-40101	Battery ass'y 蓄电池组	1	See Fig.30 CPD10,15-F2
-	A67S2-40201	Battery ass'y 蓄电池组(无漏液孔)	1	See Fig.30 CPD10,15-F2
-	A69V2-40231	Battery ass'y 蓄电池组	1	See Fig.30 CPD10~18L-C2
-	A69V2-40231Y	Battery ass'y 蓄电池组(无漏液孔)	1	See Fig.30 CPD10~18L-C2
-	A6E32-40041	Battery ass'y 蓄电池组	1	See Fig.30 CPD10,15L-F2
-	A6E32-40041Y	Battery ass'y 蓄电池组(无漏液孔)	1	See Fig.30 CPD10,15L-F2
28	A67H2-41201	Lift motor 起升电机	1	1-1.5t
-	A67H2-41301	Lift motor 起升电机	1	1.8t
29	SG152-12V	Flasher unit 电子闪光灯	1	
30	HRA61S2402	Lift switch 起升开关	1	二片阀 Two-throw
-	A61S2-40521	Lift switch 起升开关	2	三片阀 Three-throw
-	HRA61S2402	Lift switch 起升开关	3	四片阀 Four-throw
-	A61S2-40531	Lift switch 起升开关	3	四片阀 Four-throw
-	HRA61S2402	Lift switch 起升开关	3	四片阀 Four-throw
-	A61S2-40541	Lift switch 起升开关	3	四片阀 Four-throw
31	B0330-06025	Bolt 螺栓M6X25	2	GB5783-86
32	A6E92-40021	Control unit 电控装置	1	See Fig.28 CPD10~18-C2
-	A6E32-40031	Control unit 电控装置	1	See Fig.28 CPD10,15-F2
33	D08HZHD	Rear lamp unit 后组合灯	1	
34	A71M2-40901	Accelerator 加速器	1	
35	A61S2-41501	Horn filter 喇叭滤波器	1	
36	Z9230-0000B	Black sticky belt 黑色粘胶带 (FJ-81)	1卷	
37	15D60-00A*59	Silica gel, heat conduction 导热硅脂	50克	
38	A61S2-41601	Direction switch 方向开关	1	
-	A67V2-40251	Direction switch 方向开关	1	GB6170-86
39	B4116-00004	Nut 螺母M4	3	
40	A61S2-40801	Horn switch 脚喇叭开关	1	See Fig.29
41	A73J2-41602	Board 压板	1	
42	A73J2-41702	Rubber cover 橡胶盖	1	

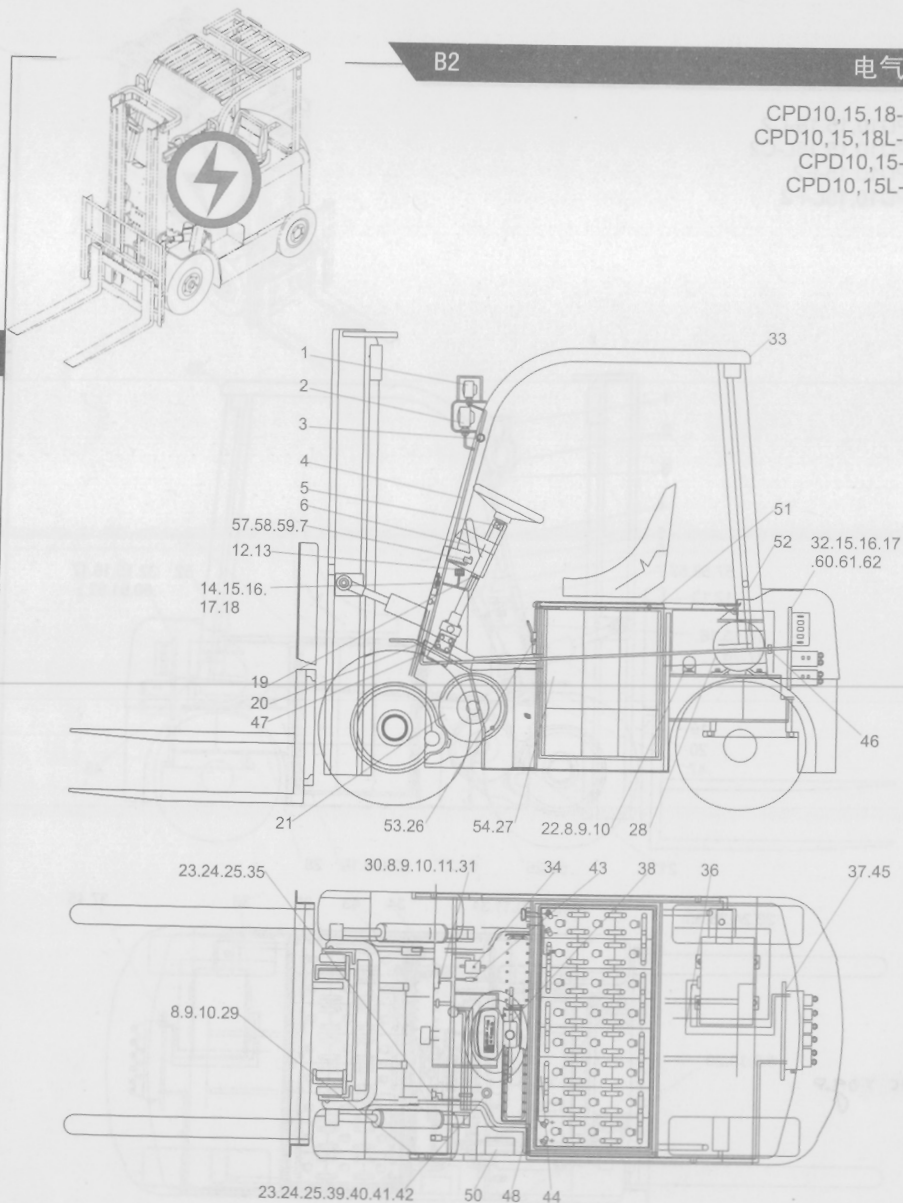
CPD10,15,18-C2  
CPD10,15,18L-C2  
CPD10,15-F2  
CPD10,15L-F2



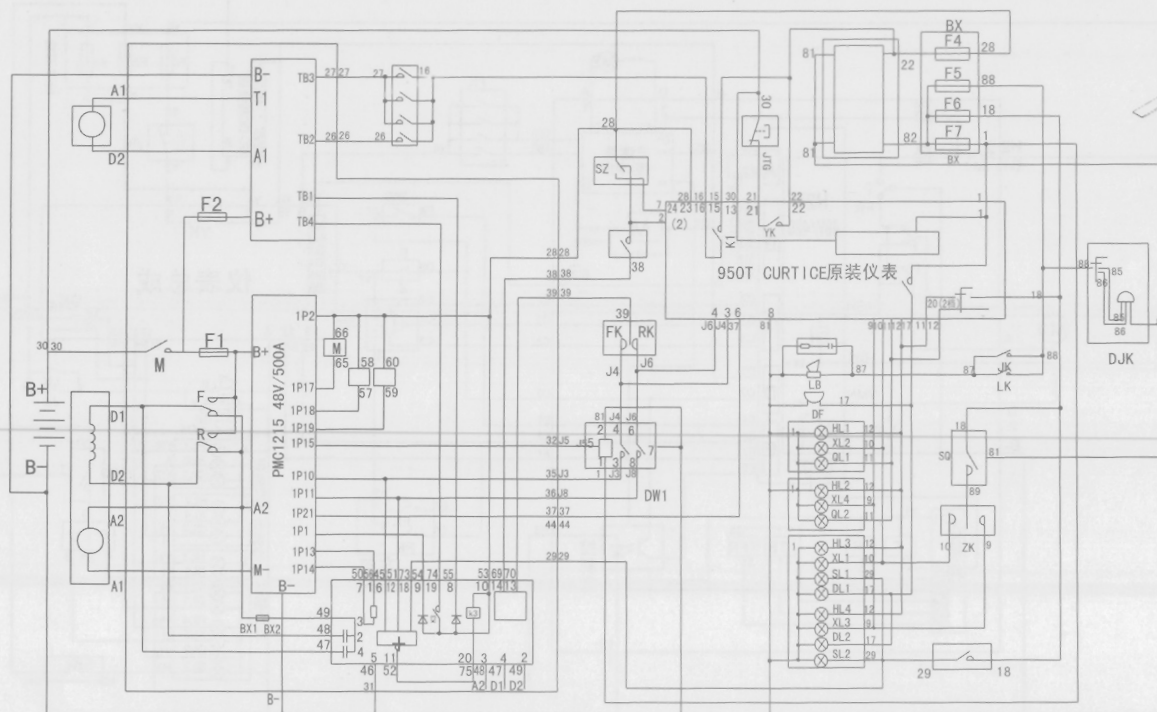


CPD10,15,18-C2  
CPD10,15,18L-C2  
CPD10,15-F2  
CPD10,15L-F2

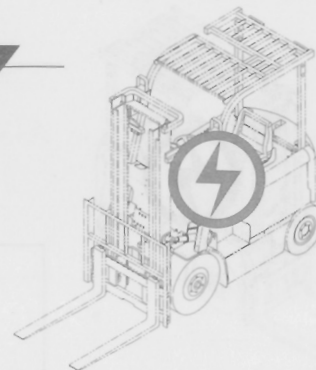
序号 Item No	图 号 Part No	零部件名称 Description	件数 Q'ty	备 注 Remark
43	25D50-100	Stop lamp switch 刹车灯开关	1	
44	A69S2-40501	Form 行走控制器参数设置表	1	
45	A65E6-42181	Rubber 橡胶垫	2	
46	A65E2-40501	Rubber ring 橡胶圈	1	
47	A22A2-40260*2	Rubber ring 出线胶圈	4	
48	A65S2-40701	Control cable 连接线	1	See Fig.30 配韩国行走电机
49	A6E92-40011	Principle diagram 电气原理图	1	See Fig.11 CPD10-18-C2 CPD10,15-F2
-	A6E32-40051	Principle diagram 电气原理图	1	See Fig.13 CPD10-18L-C2 CPD10,15L-F2
50	Q74A2-40221	DC-DC Commutator DC-DC转换器	1	CPD10-18-C2 CPD10,15-F2
-	A6E32-40061	DC-DC Commutator DC-DC转换器	1	CPD10-18L-C2 CPD10,15L-F2
51	XB2-BS542	Brake SW. 急停开关	1	
52	A65E5-10311	Rubber ring 出线胶圈	1	选配 Option
53	25D50-00-04	Rubber ring 出线胶圈	1	选配 Option
54	A71Y2-40281	Caution light 旋转式警世灯	1	选配 Option
-	A71Y2-40291	Caution light 闪光式警世灯	1	
55	A6E52-40041	Cable 警世灯过渡线束	1	
56	A65S2-40801	Control cable 连接线	1	See Fig.30 配韩国起升电机
57	B1010-05025	Screw 螺钉M5X5	2	GB65-85 CPD10-18L-C2 CPD10,15L-F2
58	B5323-00005	Washer 垫圈5	2	GB93-87 CPD10-18L-C2 CPD10,15L-F2
59	B5050-00005	Washer,lock 垫圈5	2	GB93-87 CPD10-18L-C2 CPD10,15L-F2
60	B0330-10035	Bolt 螺栓M10X35	4	GB5783-86 CPD10-18L-C2 CPD10,15L-F2
61	B5310-00010	Washer 垫圈10	4	GB93-87 CPD10-18L-C2 CPD10,15L-F2
62	B5050-00010	Washer,lock 垫圈10	4	GB93-87 CPD10-18L-C2 CPD10,15L-F2



CPD10,15,18-C1  
CPD10,15-F1



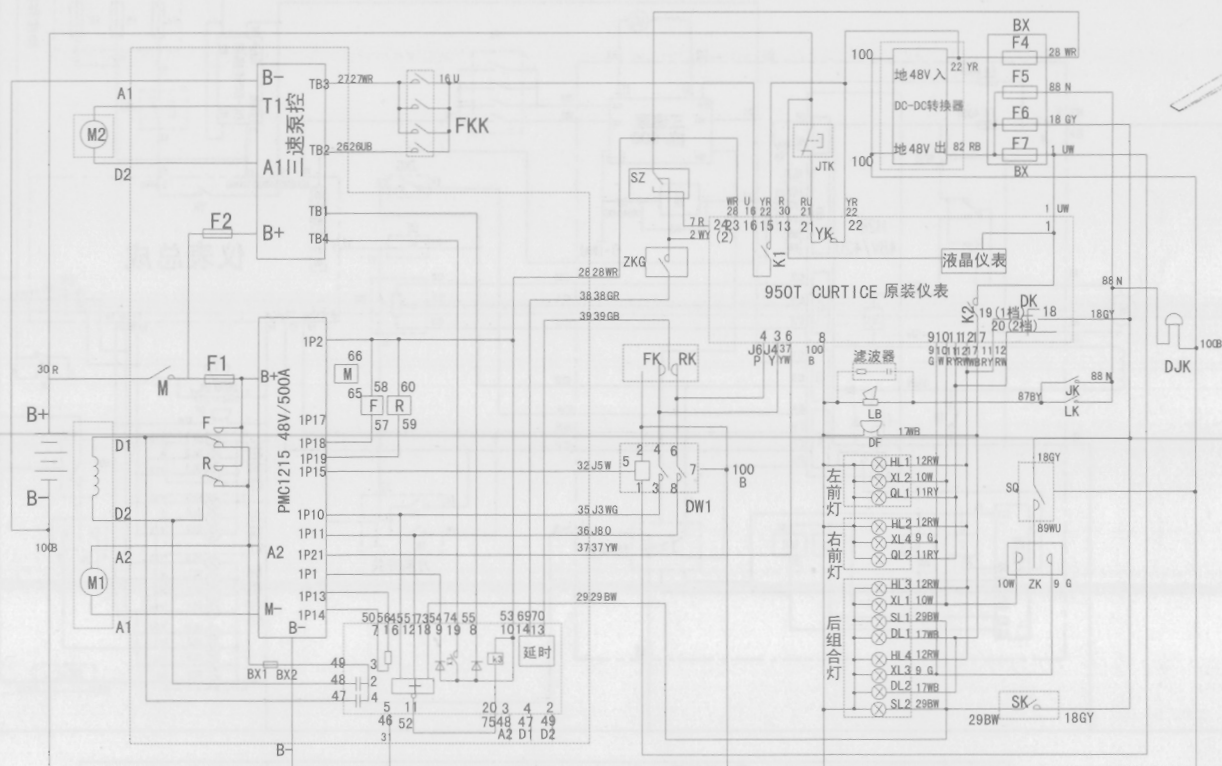
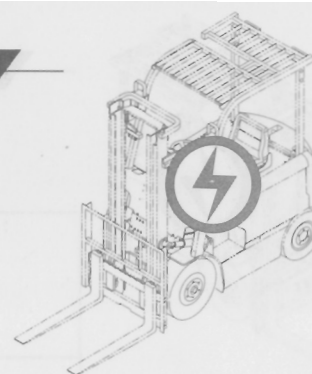
F1	行走熔断器	M	主接触器	JTK	急停开关	SL2	右刹车灯	KL1	左后小灯	LB	喇叭
F2	起升熔断器	F	前进接触器	ZKG	座位开关	XL1	左后转向灯	KL2	右后小灯	DF	倒车蜂鸣器
BX	保险丝盒	R	后退接触器	SZ	手制开关	XL2	左前转向灯	HL1	左示宽灯	K1	欠压保护继电器触点
F4	48V控制熔断器	K3	转向控制继电器触点	FK	前进开关	XL3	右前转向灯	HL2	右示宽灯	K2	倒车蜂鸣器触点
F5	喇叭熔断器	DW1	加速器	RK	后退开关	XL4	右后转向灯	DL1	左倒车灯	DJK	警示灯及开关
F6	灯光熔断器	B	48V蓄电池	FK	门控开关	QL1	左前大灯	DL2	右倒车灯	SK	刹车灯开关
F7	12V控制熔断器	YK	钥匙开关	SL1	左刹车灯	QL2	右前大灯	SQ	闪光器	ZK	转向灯开关
JK	脚踏喇叭开关	LK	喇叭开关	M1	行走电机	M2	起升电机	DK	灯光开关		





F1	行走回路熔断器	TFR	再生接触器	YK	钥匙开关	DW	加速器	XL1, XL2	左转向灯
F2	起升回路熔断器	JTG	急停开关	LK	喇叭开关	M1	行走电机	XI3, XL4	右转向灯
FK	闸控开关	TB	全速接触器	LB	喇叭 (12V)	JL	脚喇叭开关	QL1, QL2	前大灯
M2	起升电机	F4	控制回路熔断器 (15A)	SQ	闪光器	ZK	转向灯开关	DL1, DL2	倒车灯
DF	倒车蜂鸣器	F5	喇叭回路熔断器 (15A)	M	主接触器	F	前进接触器		
ZKG	座位开关	JK	加速开关	SZ	手制动开关	HL1-HL4	示宽灯		
R	后退接触器	F6	灯光回路熔断器 (15A)	SK	刹车灯开关	SL1, SL2	刹车灯		

CPD10,15,18-C1  
CPD10,15-F1

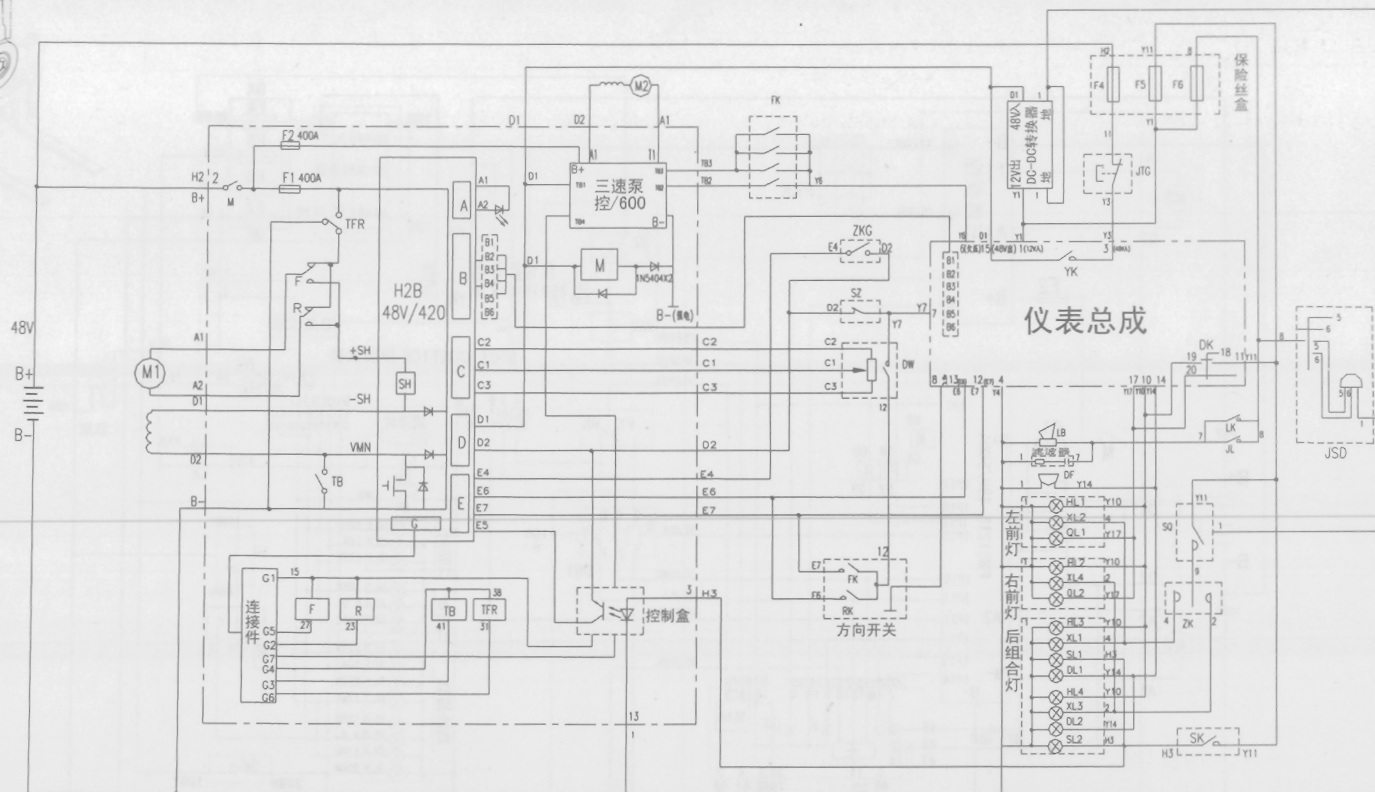


F1	行走熔断器	M	主接触器	JTK	急停开关	SL2	右刹车灯	KL1	左后小灯	LB	喇叭
F2	起升熔断器	F	前进接触器	ZKG	座位开关	XL1	左后转向灯	KL2	右后小灯	DF	倒车蜂鸣器
BX	保险丝盒	R	后退接触器	SZ	手制制动开关	XL2	左前转向灯	HL1	左示宽灯	K1	欠压保护继电器触点
F4	48V控制熔断器	K3	转向控制继电器触点	FK	前进开关	XL3	右前转向灯	HL2	右示宽灯	K2	倒车蜂鸣器触点
F5	喇叭熔断器	DW1	加速器	RK	后退开关	XL4	右后转向灯	DL1	左倒车灯	DJK	警世灯及开关
F6	灯光熔断器	B	48V蓄电池	FK	阀控开关	QL1	左前大灯	DL2	右倒车灯	SK	刹车灯开关
F7	12V控制熔断器	YK	钥匙开关	SL1	左刹车灯	QL2	右前大灯	SQ	闪光灯	ZK	转向灯开关
JK	脚踏开关	LK	喇叭开关	M1	行走电机	M2	起升电机	DK	灯光开关		



CPD10,5,18L-C2

CPD10,15L-F2



F1	行走回路熔断器	TFR	再生接触器	YK	钥匙开关	DW	加速器	XL1, XL2	左转向灯
F2	起升回路熔断器	JTG	急停开关	LK	喇叭开关	M1	行走电机	XL3, XL4	右转向灯
FK	阀控开关	TB	全速接触器	LB	喇叭 (12V)	JL	脚喇叭开关	QL1, QL2	前大灯
M2	起升电机	F4	控制回路熔断器 (15A)	SQ	闪光器	ZK	转向灯开关	DL1, DL2	倒车灯
DF	倒车蜂鸣器	F5	喇叭回路熔断器 (15A)	M	主接触器	F	前进接触器		
ZKG	座位开关	JK	加速开关	SZ	手制动开关	HL1-HL4	示宽灯		
R	后退接触器	F6	灯光回路熔断器 (15A)	SK	刹车灯开关	SL1, SL2	刹车灯		





仪表总成/METER ASS'Y

图15/FIG15

序号  
Item  
No

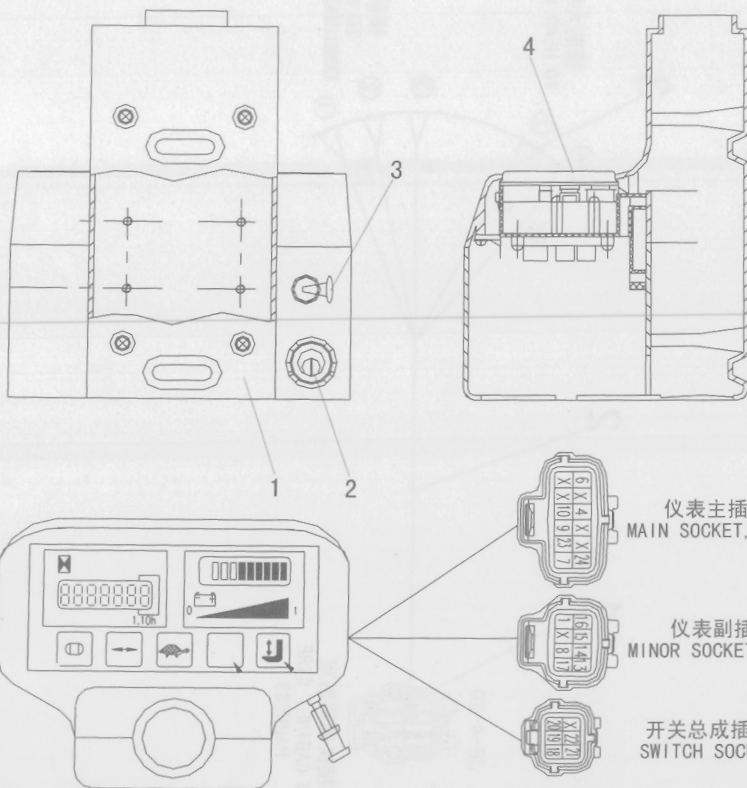
图 号  
Part No

零部件名称  
Description

件数  
Q'ty

备 注	Remark
-----	--------

A	A61K2-41801	Meter ass'y	仪表总成	1
01	TX-HK04	Case, meter	仪表外壳	1
02	Jk404	Key switch	钥匙开关	1
03	Jk211	Light switch	灯光开关	1
04	CURTIS950	Meter	仪表	1



仪表主插座  
MAIN SOCKET, METER

仪表副插座  
MINOR SOCKET, METER

开关总成插座  
SWITCH SOCKET

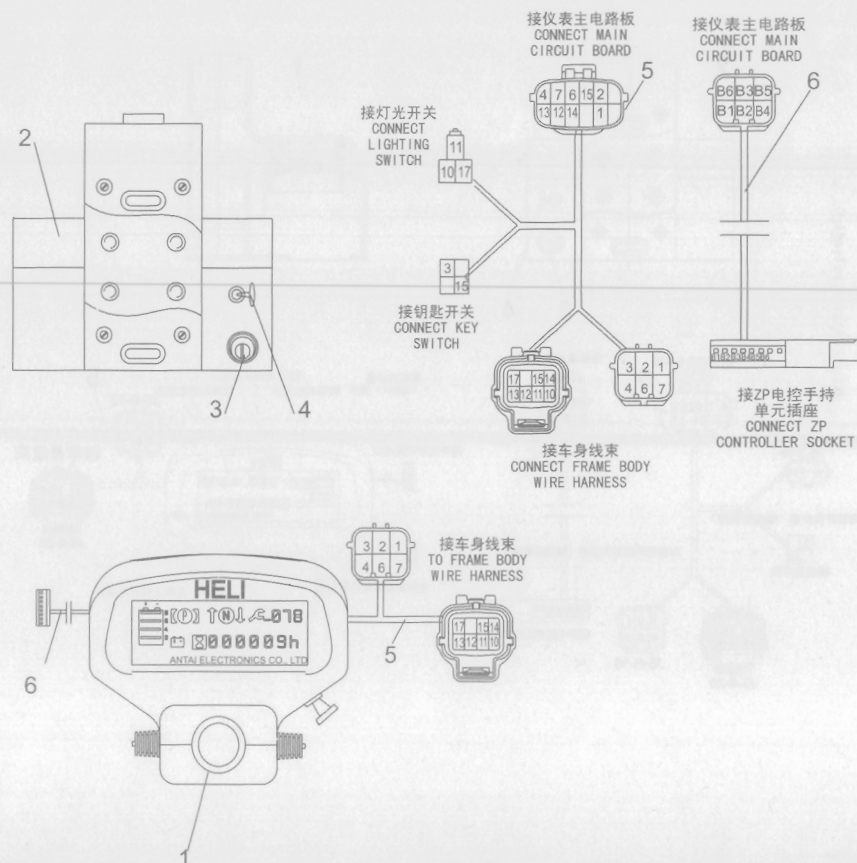
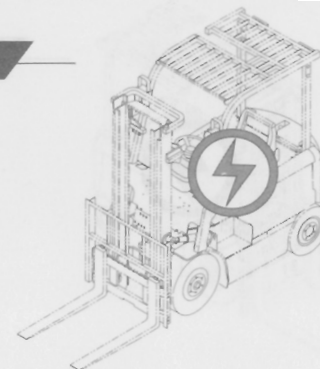
图16/FIG16

仪表总成/METER ASS'Y

B9

序号 Item No	图号 Part No	零部件名称 Description	件数 Q'ty	备注 Remark
A	A6E92-40041	Meter ass'y	1	
01	TX-HK04	Case, meter	1	
02	JK421	Key switch	1	
03	JK211	Light switch	1	
04	ATRB-1	Meter core	1	
05	ATRB-T-XIANSHU	Transmission line	1	
06	ATRB-T-CS	Meter harness	1	

CPD10,15,18-C2  
CPD10,15-F2



h2000





仪表总成/METER ASS'Y

图17/FIG17

序号  
Item  
No

图 号  
Part No

零部件名称  
Description

件数  
Q'ty

备注  
Remark

[illegible]





## 图19/FIG19

序号  
Item  
No

图号  
Part No

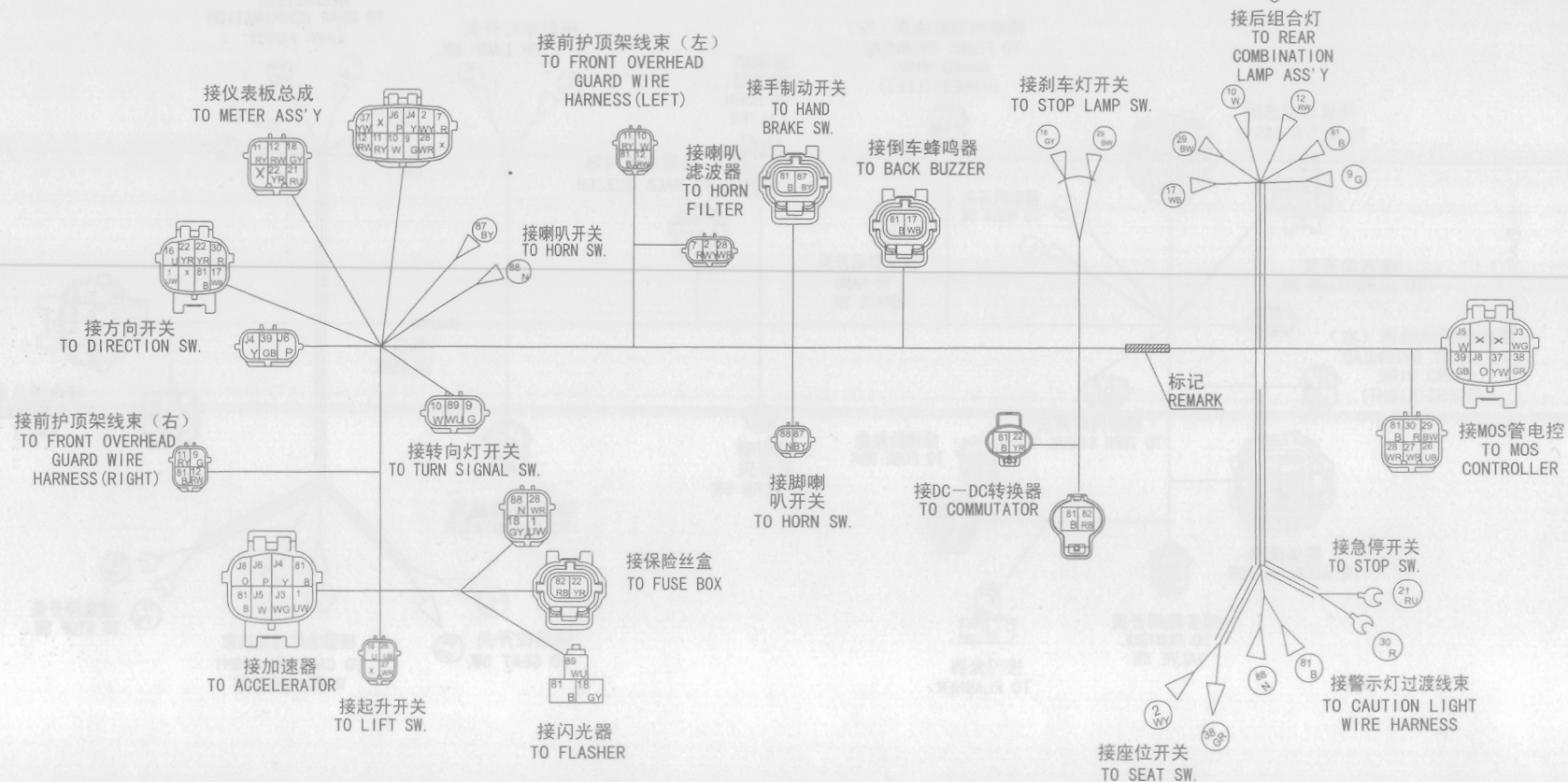
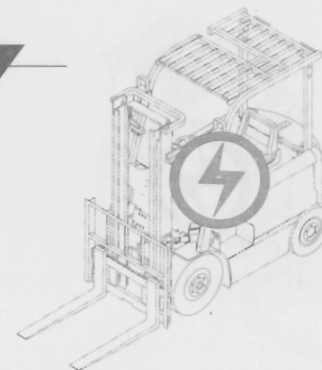
零件名称  
Description

件数  
Q'ty

备注  
Remark

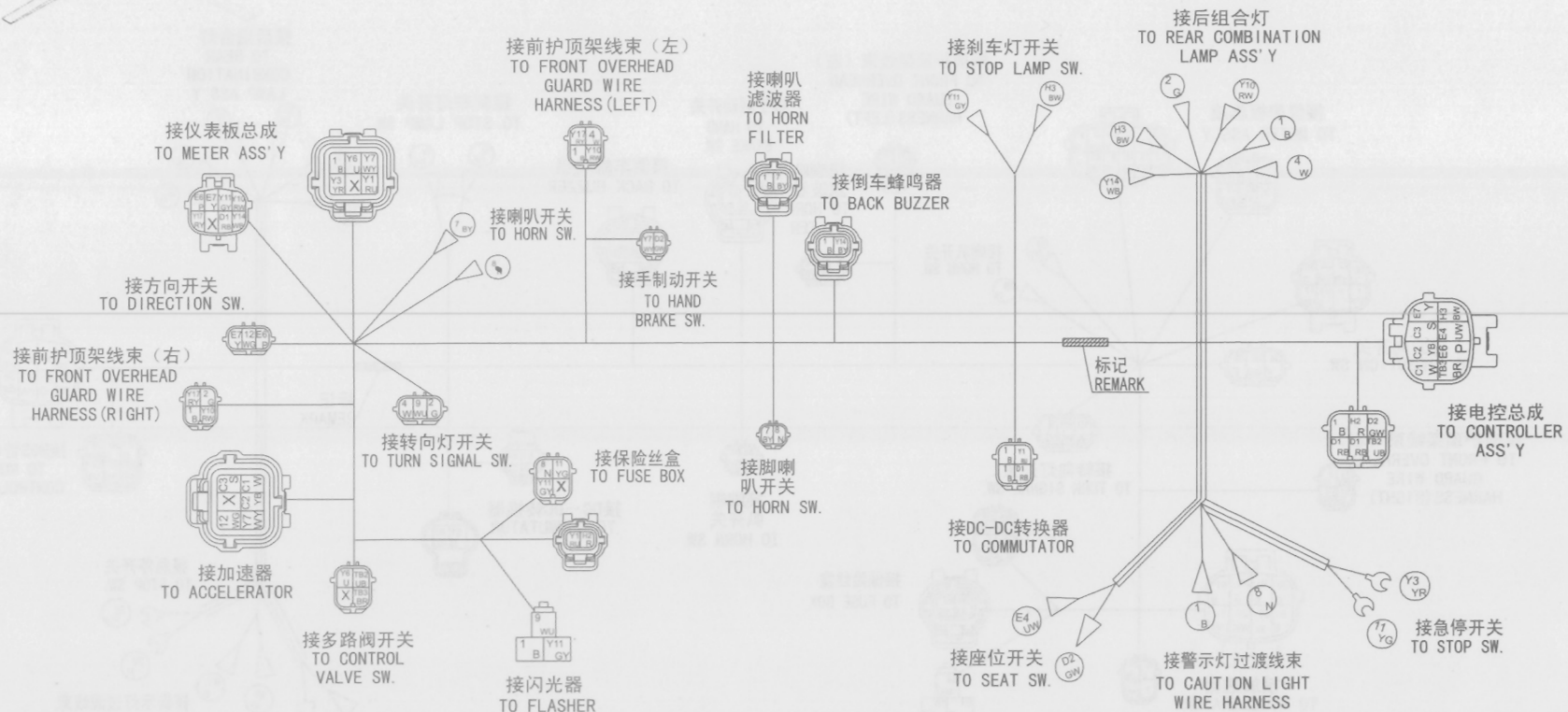
[illegible]

CPD10,15,18-C1  
CPD10,15-F1



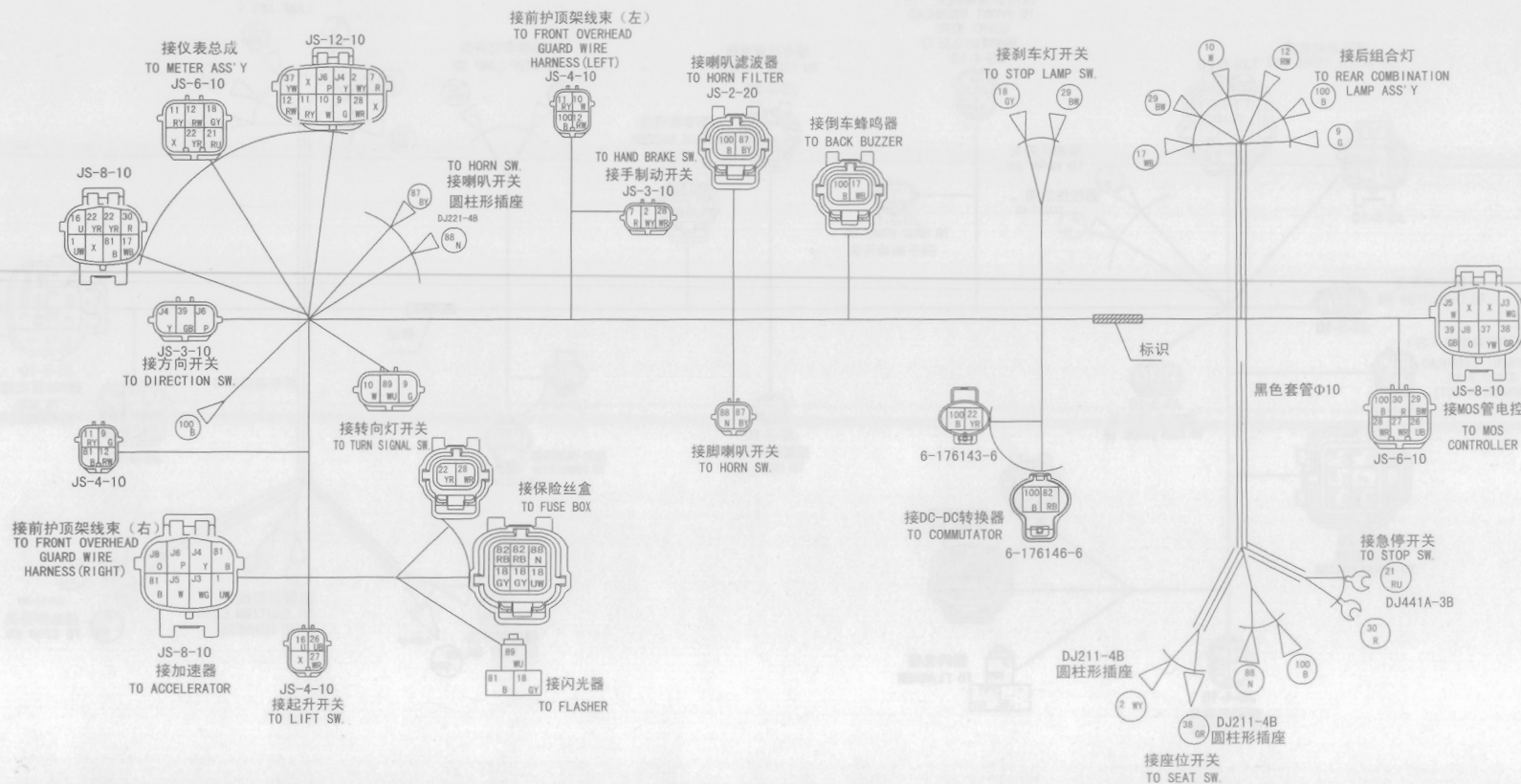
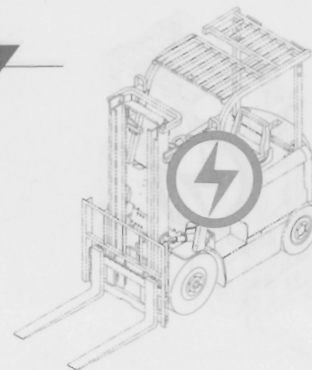
CPD10,15,18-C2  
CPD10,15-F2

B



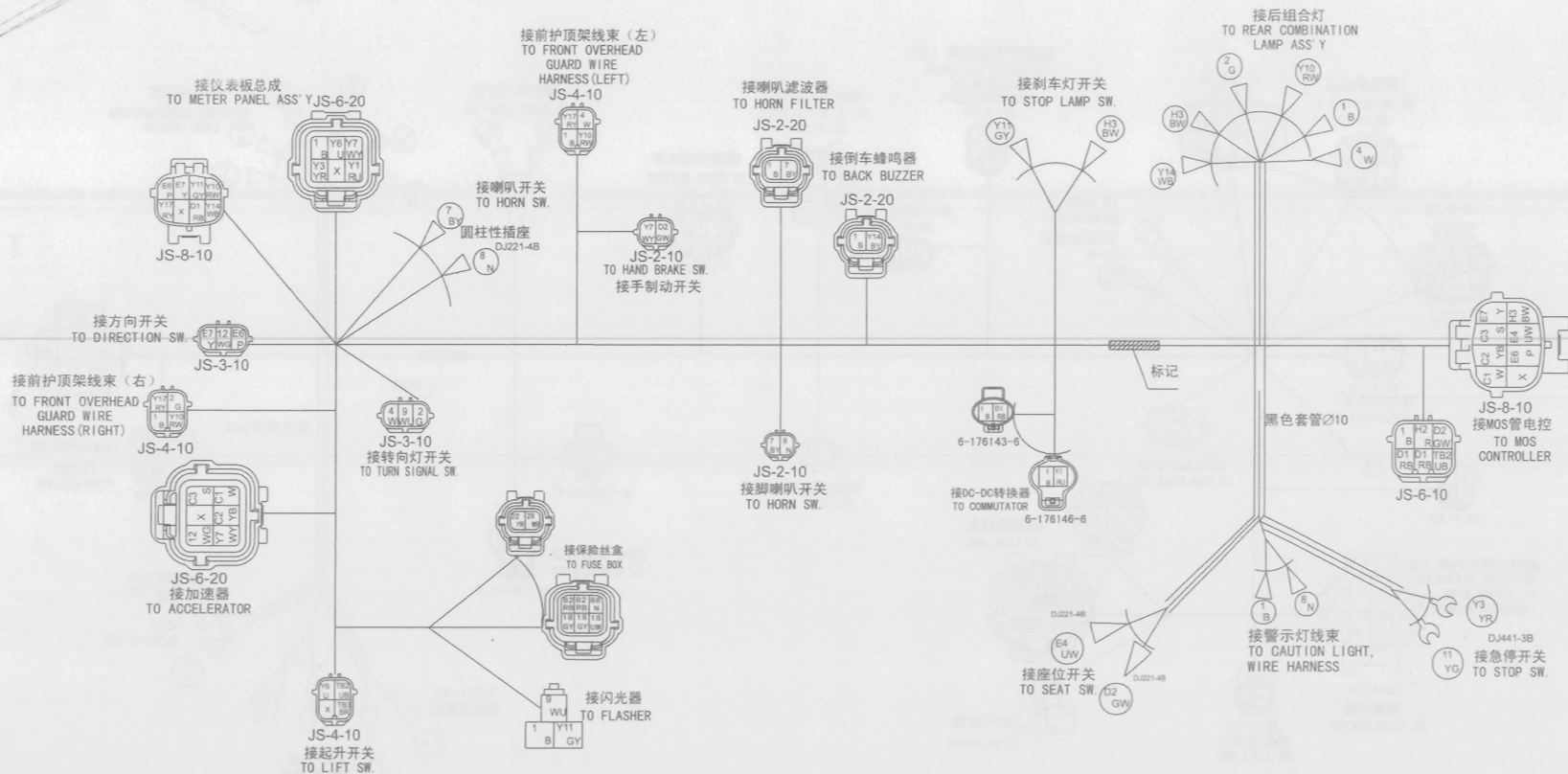


CPD10,15,18L-C1  
CPD10,15L-F1




CPD10,15,18L-C2  
CPD10,15L-F2

B



电源插座 / BATTERY SOCKET

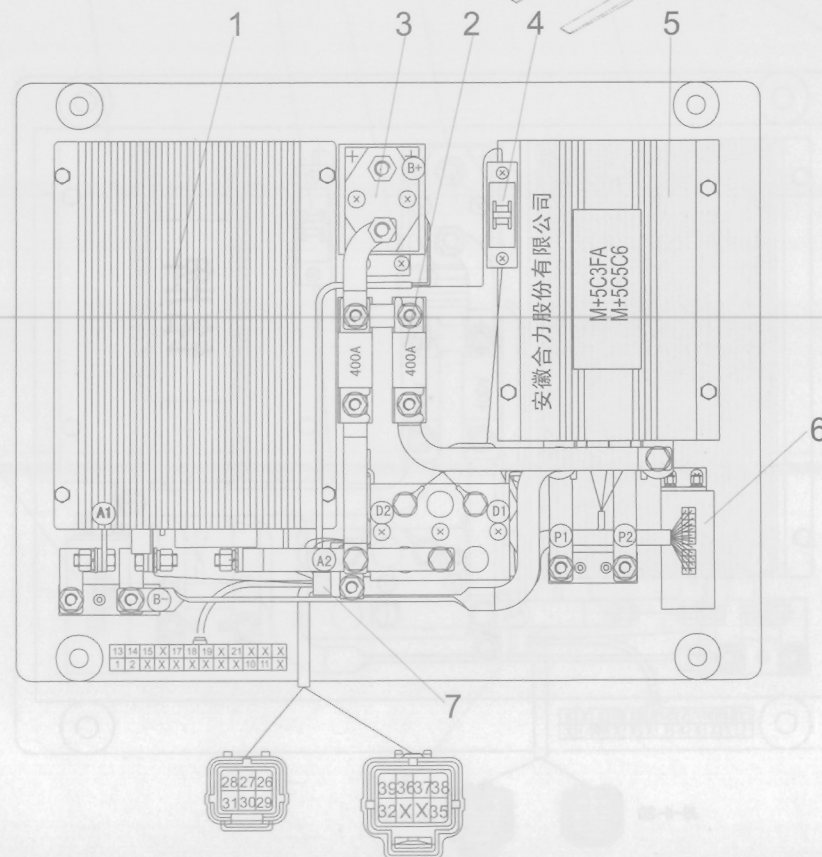
B





电控装置/CONTROL UNIT

序号 Item No	图 号 Part No	零部件名称 Description	件数 Q'ty	备 注 Remark
01	PMC 1215-8307	Controller 控制器	1	
02	D06-425A	Fuse 熔断器	2	
03	SW200-20	Main contactor 主接触器	1	
04	RT14-20	Fuse & seat 10A保险丝和保险座	1	
05	STAR	Pump controller 泵控制器	1	
06	1.5THYSLBH-01	Relay 延时控制盒	1	
07	HL1.5THXS-01	Wire harness 电控总成线束	1	







电控装置/CONTROL UNIT

图27/FIG27

序号  
Item  
No

图号  
Part No

零件名称  
Description

件数  
Q'ty


备注  
Remark




JS-8-20

[illegible]

电控装置/CONTROL UNIT



CPD10,15,18-C2  
CPD10,15-F2  
CPD10,15,18L-C2  
CPD10,15L-F2





脚喇叭开关/HORN SWITCH

图29/FIG29

序号  
Item  
No

图 号  
Part No

零件名称  
Description

件数  
Q'ty

备注  
Remark

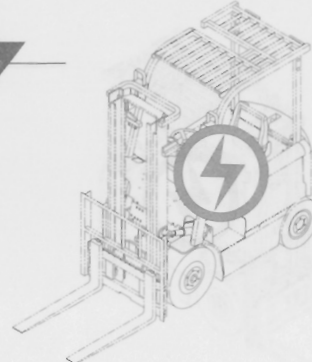
[illegible]

4

B23

[illegible]

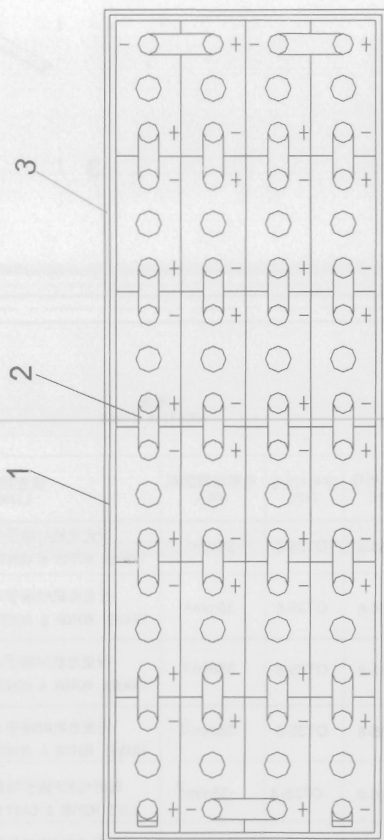
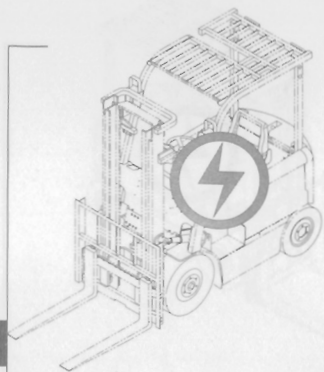
CPD10,15,18



附表  
ADDITIVE TABLE

长 度 LENGTH (mm)	线号标记 LABEL	序号1型号 TYPE	序号4型号 TYPE	电缆线截面积 AREA	被连接器件 LINKER	数 量 QUANTITY	备 注 REMARK
1500	A1	OT35-8	OT35-8	35mm <sup>2</sup>	行走电机A1端子与电控A1端子 TRAVEL MOTOR & CONTROLLER CONNECTOR	1	配韩国 行走电机 (选用) KOREA TRAVEL MOTOR (OPTION)
1500	A2	OT35-8	OT35-8	35mm <sup>2</sup>	行走电机A2端子与电控A2端子 TRAVEL MOTOR & CONTROLLER CONNECTOR	1	
1500	D1	OT35-8	OT35-8	35mm <sup>2</sup>	行走电机D1端子与电控D1端子 TRAVEL MOTOR & CONTROLLER CONNECTOR	1	
1500	D2	OT35-8	OT35-8	35mm <sup>2</sup>	行走电机D2端子与电控D2端子 TRAVEL MOTOR & CONTROLLER CONNECTOR	1	
1600	P	OT35-8	OT35-8	35mm <sup>2</sup>	起升电机P端子与起升调速B+端子 LIFT MOTOR & CACTIYATOR CONNECTOR	1	配韩国 起升电机 (选用) KOREA LIFT MOTOR (OPTION)
1600	Q	OT35-8	OT35-8	35mm <sup>2</sup>	起升电机Q端子与起升调速M-端子 LIFT MOTOR & CACTIYATOR CONNECTOR	1	





## 图31/FIG31

序号  
Item  
No.

图 号  
Part No

零部件名称  
Description

件数  
Q'ty

备注  
Remark

[illegible]



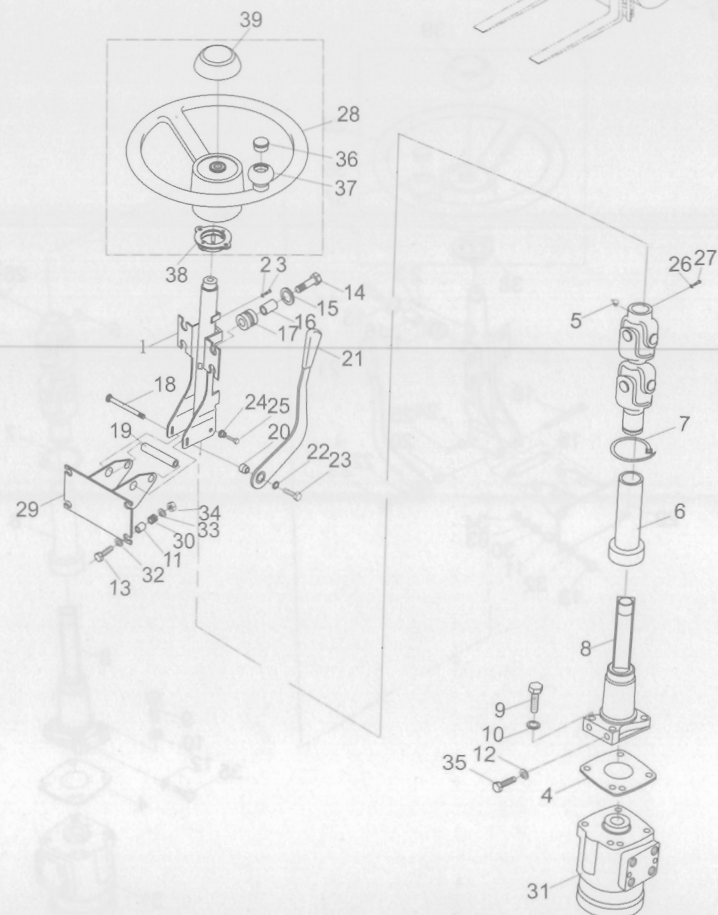
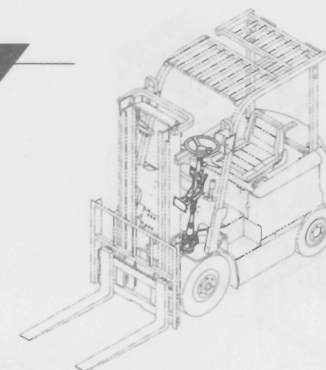
图31/FIG31

## 转向系统/STEERING SYSTEM

C1

序号 Item No	图 号 Part No	零部件名称 Description	件数 Q'ty	备 注 Remark
01	A73J4-10203	Column 转向管柱总成	1	
02	B5310-00006	Washer 垫圈6	4	GB97.1-85
03	B1710-06012	Bolt 螺钉 M6X12	4	GB845-85
04	H24C4-12231	Shim 调整垫	1	
05	Z2500-01010	Fitting,grease 油杯 M10X1	1	GB1152-85
06	H24C4-12101	Boot 护套	1	
07	ZD-04015	Band 捆扎带 ZD4X150	1	
08	A73J4-10601	Connection shaft ass'y 连接轴总成	1	See Fig.33
09	B0230-10045	Bolt 螺栓 M10X45	4	GB5782-86
10	B5050-00010	Washer,lock 垫圈10	4	GB93-87
11	H24C7-42101	Pipe 套管	4	
12	B5050-00012	Washer,lock 垫圈12	2	GB93-87
13	B0230-10040	Bolt 螺栓M10X40	4	GB5782-85
14	B0230-06035	Bolt 螺栓 M6X35	4	GB5782-86
15	H24C4-12131	Washer 垫片	4	
16	A22A4-12111	Spacer 套管	4	
17	A22A4-12101	Rubber 橡胶套	4	
18	H24C4-12151	Bolt(left) 螺栓(左旋)	1	
19	H24C4-12161	Spacer 套管	1	
20	H24C4-12171	Nut 螺母	1	
21	H24C4-10501	Lever 手柄总成	1	
22	B5210-00010	Washer 垫圈	1	GB96-85
23	H24C4-12191	Bolt(left) 螺栓 M10X16(左旋)	1	
24	H24C4-12211	Washer 垫圈	2	
25	H24C4-12221	Bolt 螺栓	2	
26	B5050-00008	Washer 垫圈8	1	GB93-87
27	B0230-08035	Bolt 螺栓M8X35	1	GB5782-86
28	A73J4-10222	Handle Shaft Ass'y(Inc.36~39) 方向盘总成	1	
29	A73J4-10232	Steering bracket 转向支架	1	
30	H24C6-42311	Rubber 橡胶垫	4	

CPD10,15,18



h2000

C1

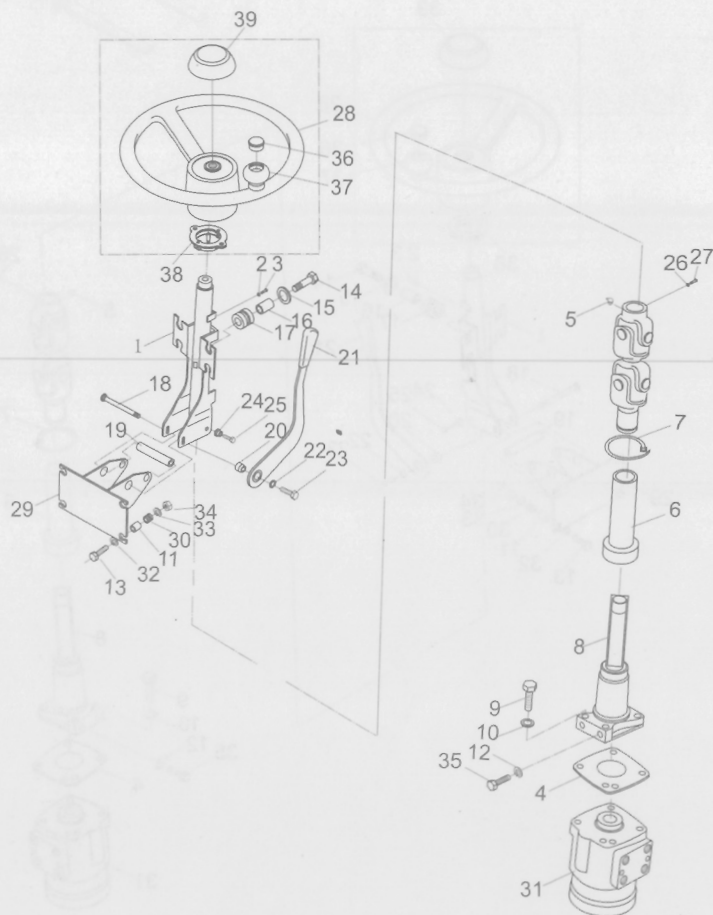
## 转向系统/STEERING SYSTEM

图32/FIG32

CPD10,15,18

序号  
Item  
No图 号  
Part No零部件名称  
Description件数  
Q'ty备 注  
Remark

31	A65H4-10101	转向器总成	1	
32	B5050-00010	Washer,lock 垫圈10	4	GB93-87
33	B5210-00010	Washer 垫圈10	4	GB96-85
34	B4130-00010	Nut 螺母M10	4	GB6170-86
35	B0530-12025	Bolt 螺栓M12X1.25X25	2	GB5786-86
36	XD-001	Cover 球盖	1	
37	XD-002	Ball 圆球	1	
38	XD-106	Conductive rod ass'y 喇叭触杆铆合总成	1	
39	XD-011	Cover 盖	1	



C



D1

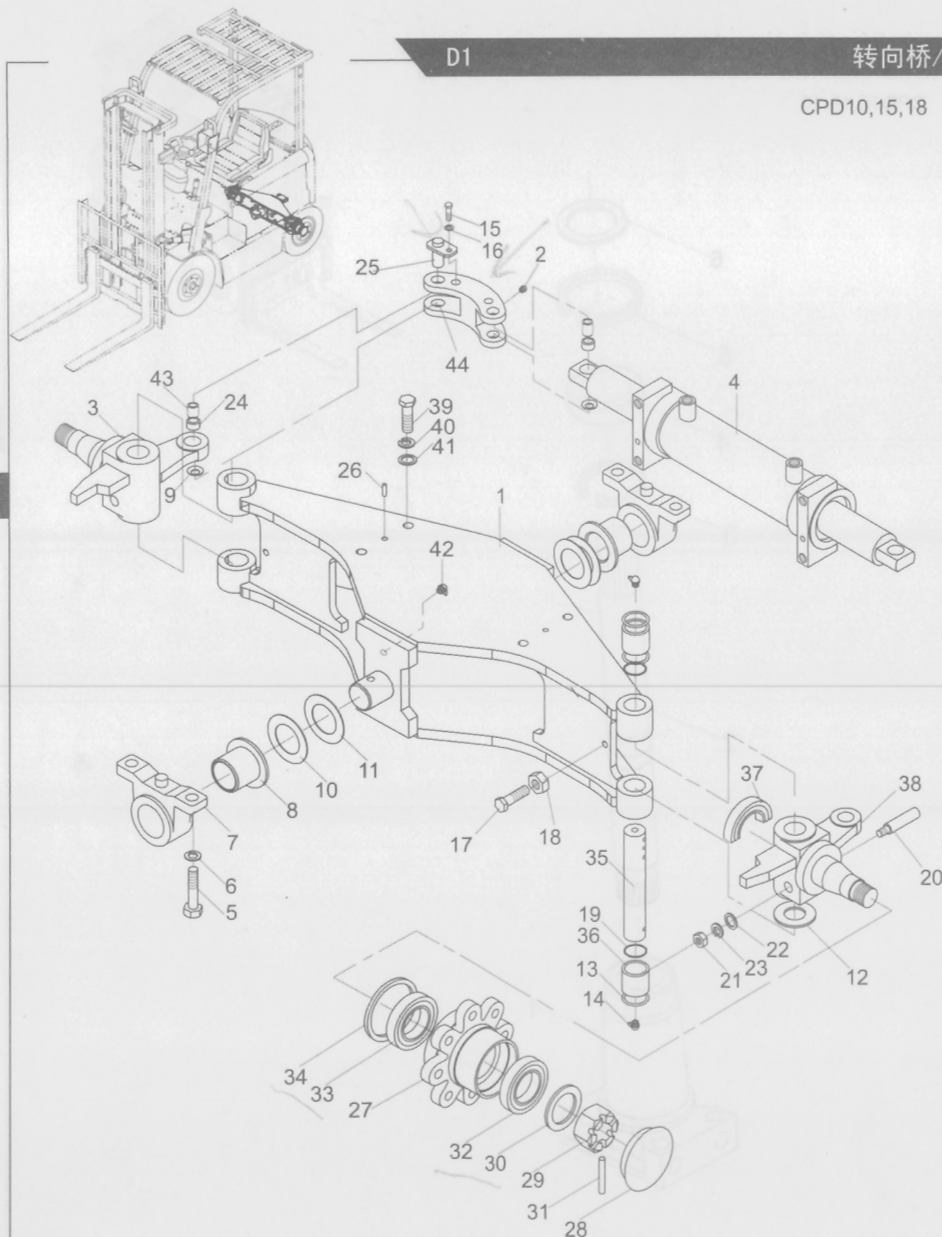
## 转向桥/STEERING AXLE

图34/FIG34

CPD10,15,18

序号  
Item  
No图 号  
Part No零部件名称  
Description件数  
Q'ty备 注  
Remark

01	A10C4-10301	Axle ass'y	转向桥体总成	1	
02	Q700806	Fitting	直通式滑脂嘴	4	ZBT33001.0-88
03	H12C4-30301	Right steering knuckle	右转向节总成	1	
04	A65E4-50301	Steering cylinder	转向油缸总成	1	See Fig.35
05	B0530-14040	Bolt	螺栓 M14X1.5X40	4	GB5786-86
06	B5050-00014	Washer, lock	垫圈14	4	GB93-87
07	23656--12572	Support	后桥支座	2	
08	24236-12581	Bushing	衬套	2	
09	A10C4-12091	Shim	垫片	4	
10	24234-32501	Shim	垫片	2	
11	24234-52031	Shim	垫片	2	
12	20114-30091	Steering knuckle shim	转向节调整垫圈	5	
13	24234-32231	Oil seal	油封	4	
14	Q701B45	Fitting	弯颈式滑油嘴	4	ZBT33001.2-88
15	B0330-06012	Bolt	螺栓M6X12	4	GB5783-86
16	B5050-00006	Washer	垫圈6	4	GB93-87
17	B0430-10040	Bolt	螺栓M10X1.25X40	2	GB5785-86
18	B4216-00010	Nut	螺母M10X1.25	2	GB6171-86
19	24234-32241	O-ring	O形圈	2	
20	20114-30081	Pin, lock	固定销	2	
21	B4216-00008	Nut	螺母M8X1	2	GB6171-86
22	B5310-00008	Washer, lock	垫圈8	2	GB97.1-86
23	B5850-00008	Washer	垫圈8	2	GB859-87
24	H12C4-32101	Bushing	衬套	4	
25	H12C4-30501	Pin, lock	锁紧销	4	
26	B3120-08020	Pin	销B8X20	2	GB119-86
27	24234-32221	Wheel hub	转向轮毂	2	
28	22194-32361	Hub cover	轮毂盖	2	
29	B7613-00024	Nut	螺母M24X2	2	GB9459-88
30	B5310-00024	Washer	垫圈24	2	GB97.1-85



D











E1

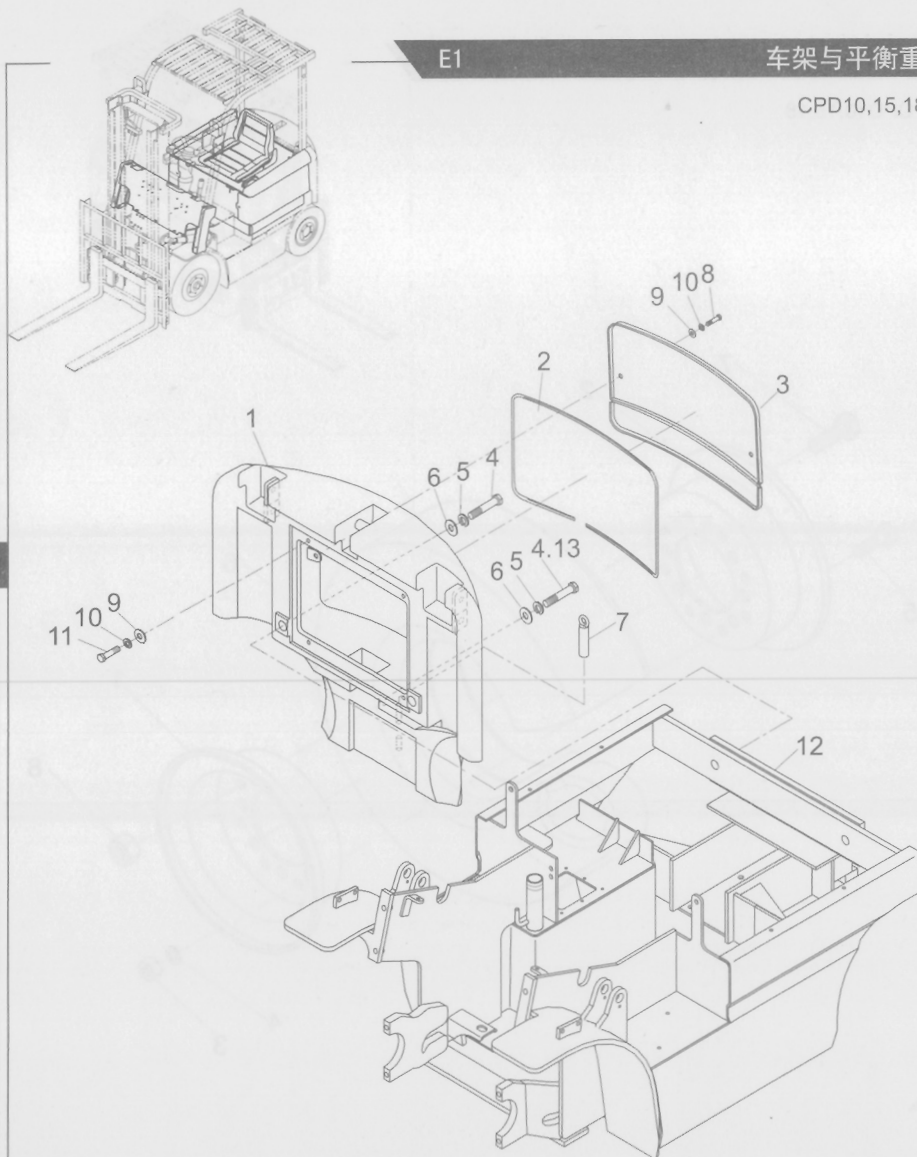
## 车架与平衡重/FRAME &amp; COUNTER WEIGHT

图37/F1G37

CPD10,15,18

序号  
Item  
No图 号  
Part No零部件名称  
Description件数  
Q'ty备 注  
Remark

01	A63A6-30012	Counter weight	1t平衡重	1	CPD10-C,10-F CPD10L-C,10L-F
-	A65E6-30012	Counter weight	1.5t平衡重	1	CPD15-C CPD15L-C
-	HAR69E6302 A69E6-30011	Counter weight	1.5t平衡重	1	CPD15-F CPD15L-F
-	HAR69E6302 A63J6-30011	Counter weight	1.8t平衡重	1	CPD18-C CPD18L-C
02	HRA22A6408 A73E6-32021	Rubber	橡胶密封条(L=2125)	1	
03	A73E6-32011	Cap	平衡重后盖	1	
04	B0230-24080	Bolt	螺栓M24X80	3	GB5782-86 CPD10-18-C CPD10-18L-C
				2	GB5782-86 CPD10-15-F CPD10-15L-F CPD18L-C
05	B5050-00024	Washer,lock	垫圈24	3	GB93-87
06	B5310-00024	Washer	垫圈24	3	GB97.1-85
07	22676-32041	Pin,drop	牵引销	1	
08	B0230-10050	Bolt	螺栓M10X50	2	GB5782-86
09	B5210-00010	Washer	垫圈10	6	GB96-85
10	B5050-00010	Washer,lock	垫圈10	6	GB93-87
11	B0330-10030	Bolt	螺栓M10X30	4	GB5783-86
12	A65E6-10001	Frame	车架	1	CPD10-18-C CPD10-18L-C
-	A69E6-10001	Frame	车架	1	CPD10-15-F CPD10-15L-F
13	B0220-24100	Bolt	螺栓M24X100	1	CPD10-15-F GB5782-86 CPD10-15L-F CPD18L-C



E

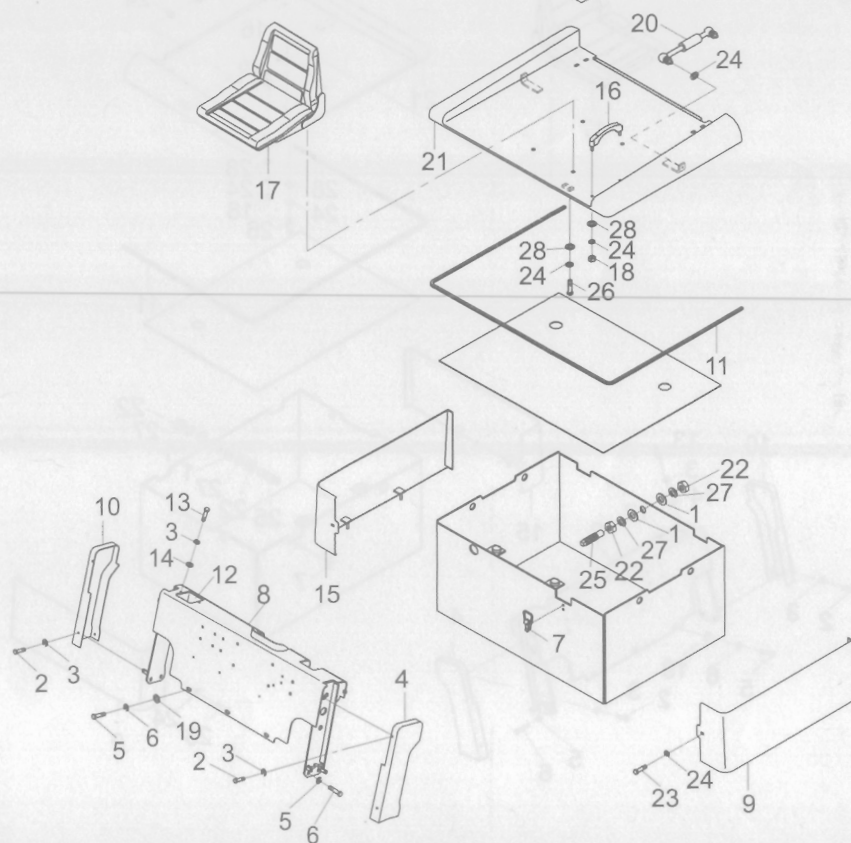
图38/FIG38

机罩类及座椅/HOOD &amp; SEAT

E2

序号 Item No	图 号 Part No	零部件名称 Description	件数 Q'ty	备 注 Remark
01	B5310-00020	Washer 垫圈20	2	GB97.1-85
02	B1210-06010	Screw 螺钉M6X10	8	GB818-85
03	B5050-00006	Washer,lock 垫圈6	10	GB93-87
04	HRH26D6412 H26D6-42131	Hood(left) 护罩(左)	1	
05	B0530-10025	Bolt 螺栓M10X1.25X25	7	GB5786-86
06	B5050-00010	Washer,lock 垫圈10	7	GB93-87
07	25786-40651	Catch 弹簧卡	1	
08	A65E6-40201	Cabine 仪表架	1	
09	HRA65E6403 H65E6-40302	Planking ass'y(left) 侧板总成(左)	1	CPD10~18-C
-	HRA69E6401 H69E6-40302	Planking ass'y(left) 侧板总成(左)	1	CPD10~15-F
10	HRH26D6412 H26D6-42141	Hood(right) 护罩(右)	1	
11	A73E6-42351	Edding 密封条	1	CPD10~18-C
-	A69E6-42351	Edding 密封条	1	CPD10~15-F
12	H24C6-42072	Box 工具箱	1	
13	B1210-06016	Screw 螺钉M6X16	2	GB818-85
14	B5310-00006	Washer 垫圈6	2	GB97.1-85
15	HRA65E6403 H65E6-40402	Planking ass'y(right) 侧板总成(右)	1	CPD10~18-C
-	HRA69E6401 H69E6-40402	Planking ass'y(right) 侧板总成(右)	1	CPD10~15-F
16	A73E6-42362	Handle ass'y 把手总成	1	
17	SC1-E-0000	Seat 座椅	1	
18	B4123-00008	Nut 螺母M8	2	GB6170-86
19	B5210-00010	Washer 垫圈10	3	GB96-85 CPD10~15-F
20	P3205A	Shock,absorber 气弹簧	2	
21	A65E6-40601	Cap 蓄电池箱盖	1	CPD10~18-C
-	A69E6-40601	Cap 蓄电池箱盖	1	CPD10~15-F
22	B4430-00020	Nut 螺母M20X1.5	2	GB97.1-85
23	B0330-08016	Bolt 螺栓M8X16	2	GB5783-86
24	B5050-00008	Washer,lock 垫圈8	8	GB93-87
25	A65E6-42321	Pin 挡销	1	GB6173-86
26	B1110-08016	Screw 螺钉M8X16	2	GB67-85

CPD10,15,18-C1  
CPD10,15,18-C2  
CPD10,15-F1  
CPD10,15-F2



h2000







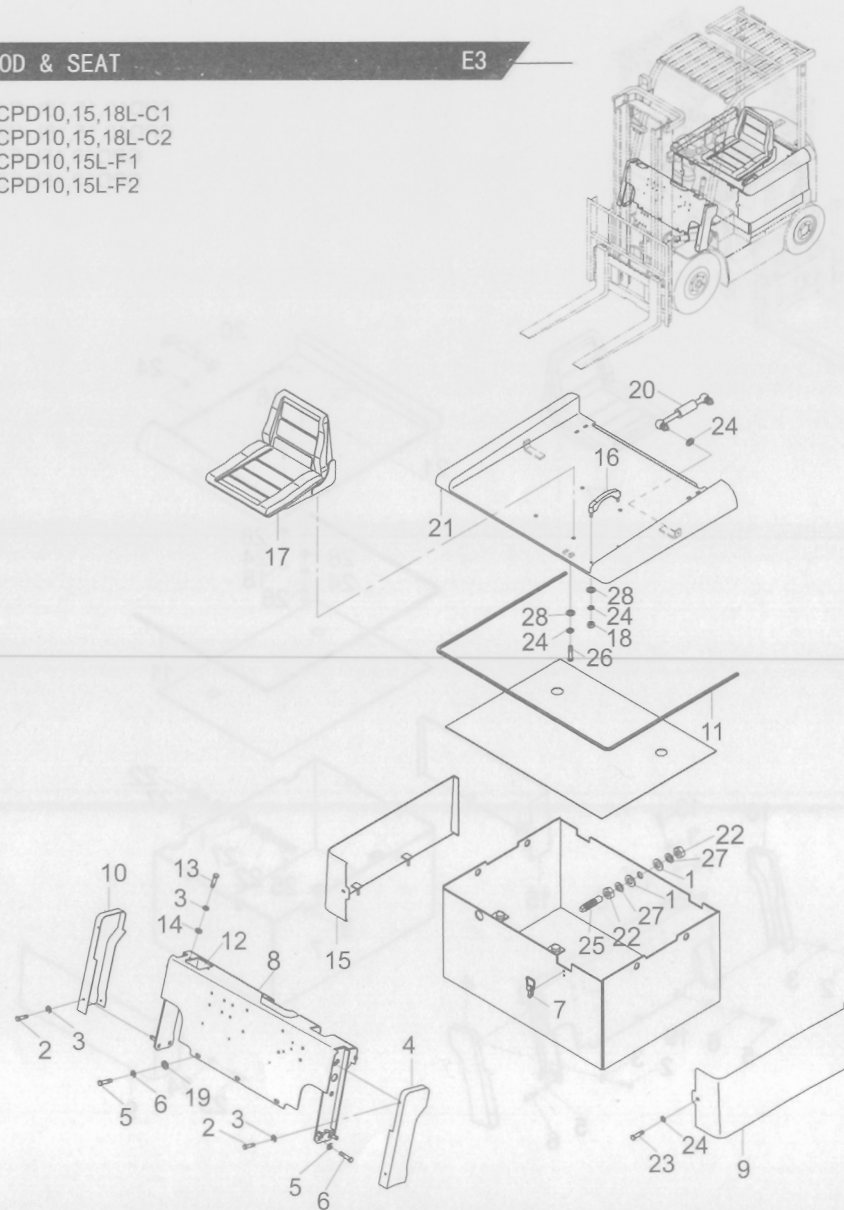
图39/FIG39

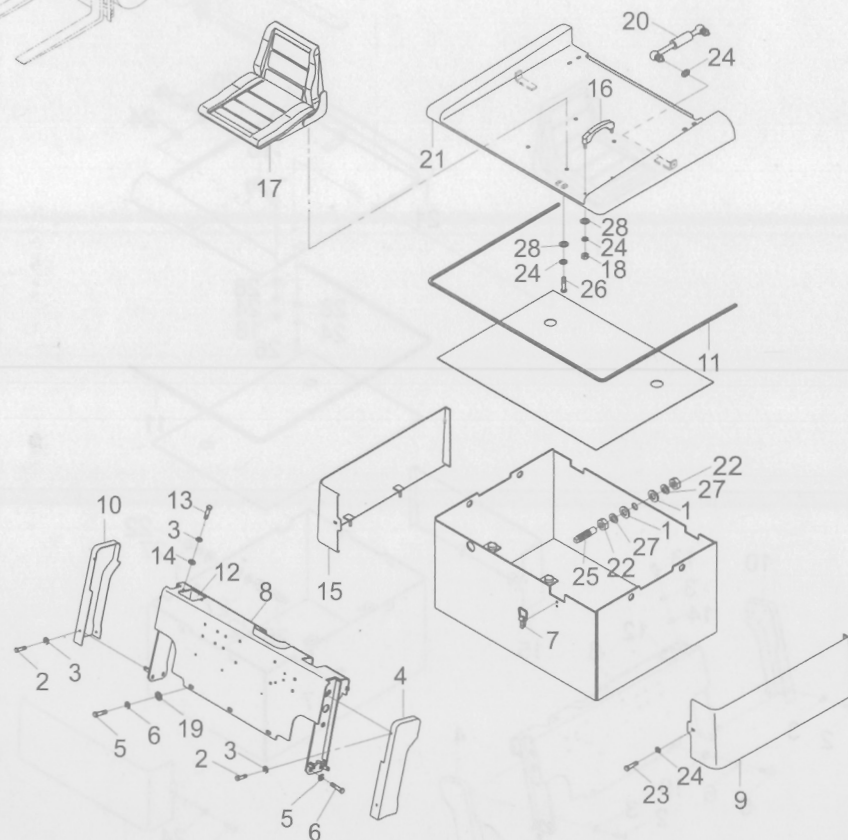
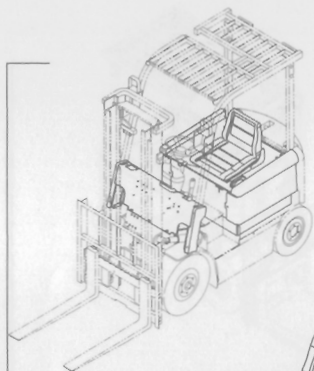
## 机罩类及座椅/HOOD &amp; SEAT

E3

序号 Item No	图 号 Part No	零部件名称 Description	件数 Q'ty	备 注 Remark
01	B5310-00020	Washer 垫圈20	2	GB97.1-85
02	BX1210-06010	Screw 螺钉M6X10	8	GB818-85
03	BX5050-00006	Washer,lock 垫圈6	10	GB93-87
04	HRH26D6412 H26D6-42131	Hood(left) 护罩(左)	1	
05	BX0530-10025	Bolt 螺栓M10X1.25X25	7	GB5786-86
06	BX5050-00010	Washer,lock 垫圈10	7	GB93-87
07	25786-40651	Catch 弹簧卡	1	
08	A65E6-40201	Cabine 仪表架	1	
09	HRA65E6403 H65E6-40302	Planking ass'y(left) 侧板总成(左)	1	CPD10~18L-C
-	HRA69E6401 H69E6-40302	Planking ass'y(left) 侧板总成(左)	1	CPD10~15L-F
10	HRH26D6412 H26D6-42141	Hood(right) 护罩(右)	1	
11	A73E6-42351	Edding 密封条	1	CPD10~18-C
-	A69E6-42351	Edding 密封条	1	CPD10~15-F
12	H24C6-42072	Box 工具箱	1	
13	BX1210-06016	Screw 螺钉M6X16	2	GB818-85
14	BX5310-00006	Washer 垫圈6	2	GB97.1-85
15	HRA65E6403 H65E6-40402	Planking ass'y(right) 侧板总成(右)	1	CPD10~18L-C
-	HRA69E6401 H69E6-40402	Planking ass'y(right) 侧板总成(右)	1	CPD10~15L-F
16	A73E6-42362	Handle ass'y 把手总成	1	CPD10~18L-C
17	SC1-E-0000	Seat 座椅	1	
18	BX4123-00008	Nut 螺母M8	2	GB6170-86 CPD10~18L-C
19	BX5210-00010	Washer 垫圈10	3	GB96-85 CPD10~15-F
20	P3205A	Shock,absorber 气弹簧	2	CPD10~18L-C
21	A65E6-40601	Cap 蓄电池箱盖	1	CPD10~18L-C
-	A69E6-40601	Cap 蓄电池箱盖	1	CPD10~15L-F
22	B4430-00020	Nut 螺母M20X1.5	2	GB97.1-85
23	BX0330-08016	Bolt 螺栓M8X16	2	GB5783-86
24	BX5050-00008	Washer,lock 垫圈8	8	GB93-87
25	A65E6-42321	Pin 挡销	1	GB6173-86
26	B1110-08016	Screw 螺钉M8X16	2	CPD10~18L-C GB67-85

CPD10,15,18L-C1  
CPD10,15,18L-C2  
CPD10,15L-F1  
CPD10,15L-F2





CPD10,15,18L-C1  
CPD10,15,18L-C2  
CPD10,15L-F1  
CPD10,15L-F2

[illegible]

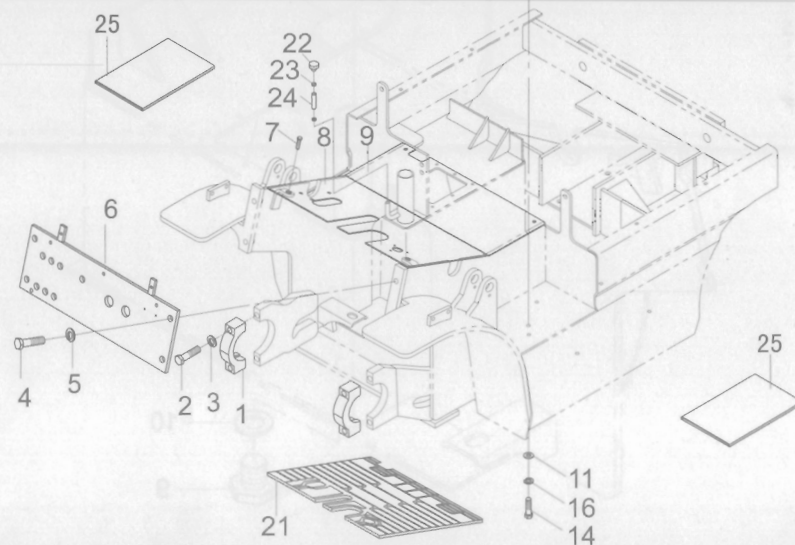
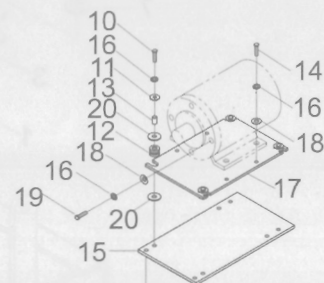
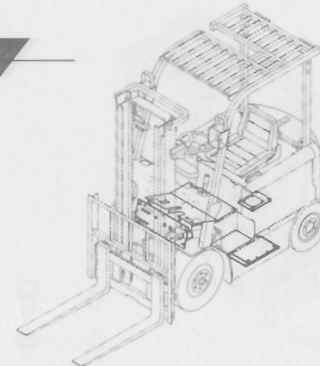
图40/FIG40

底板类/FLOOR BOARD

E4

序号 Item No	图 号 Part No	零部件名称 Description	件数 Q'ty	备 注 Remark
01	24236-12632	Cap,front axle support 支座盖	2	
02	B0430-14070	Bolt 螺栓M14X1.5X70	4	GB5785-86
03	B5050-00014	Washer,lock 垫圈14	4	GB93-87
04	B0330-16035	Bolt 螺栓M16X35	4	GB5783-86
05	B5050-00016	Washer,lock 垫圈16	4	GB93-87
06	A65H6-50211	Plate 前板总成	1	
07	22496-51001G	Screw 螺钉	2	
08	A65E6-50301	Floor board 前底板总成	1	
09	A65E6-50401	Floor board 平地板总成	1	CPD10~18-C
-	A69E6-50101	Floor board 平地板总成	1	CPD10~15-F
10	B0530-10040	Bolt 螺栓M10X1.25X40	4	GB5786-86
11	B5210-00010	Washer 垫圈10	12	GB96-85
12	A73J6-53053	Cushion 橡胶垫	8	
13	A73J6-53063	Cannula 套管	4	
14	B0530-10025	Bolt 螺栓M10X1.25X25	12	GB5786-86
15	A65E6-52131	Board 板	1	
16	B5050-00010	Washer,lock 垫圈10	14	GB93-87
17	A65E6-52141	Board 板	1	
18	B5310-00010	Washer 垫圈10	6	GB97.1-85
19	B0330-10025	Bolt 螺栓M10X25	2	GB5783-86
20	B5111-00016	Bolt 垫圈16	8	
21	A65E6-52153	Rubber 底板垫	1	CPD10~18-C
-	A69E6-52041	Rubber 底板垫	1	CPD10~15-F
22	H24C7-50402	Breather 呼吸器	1	
23	Z4590-00020	Clip 双钢丝卡箍	2	
24	Z7500-13005	Hose 橡胶软管	1	
25	A65E6-52012	Rubber 橡胶垫	2	CPD10~18-C
-	A69E6-52021	Rubber 橡胶垫	2	CPD10~15-F

CPD10,15,18



序号  
Item  
No

图 号  
Part No

零件名称  
Description

件数  
Q'ty

备注  
Remark

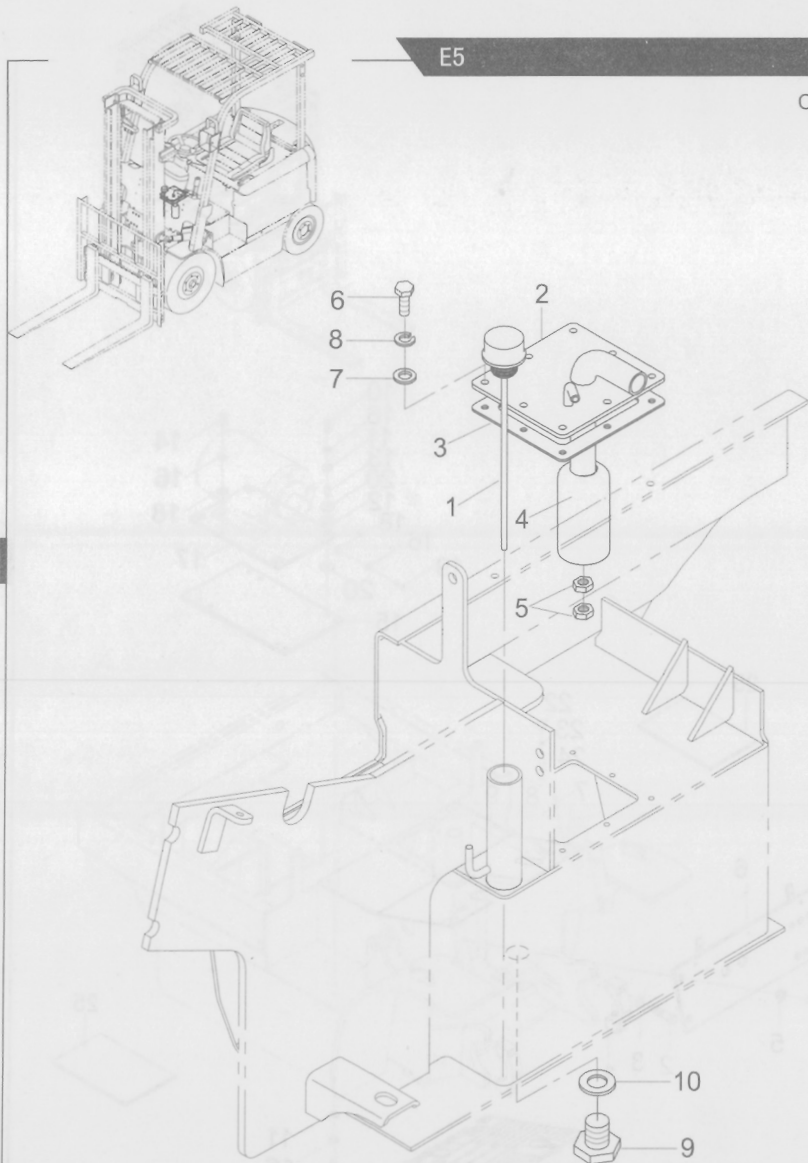
[illegible]



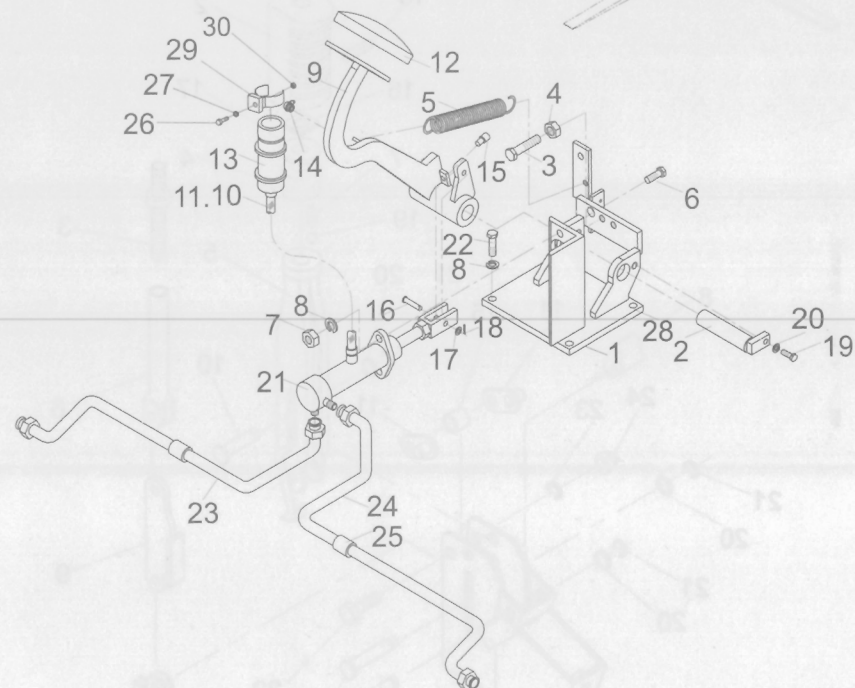
图42/FIG42

## 行车制动装置/BRAKE CONTROL UNIT

F1

序号 Item No	图 号 Part No	零部件名称 Description	件数 Q'ty	备 注 Remark
01	15D20-10	Bracket 支架	1	
02	15D20-20	Shaft, oil 油轴	1	
03	B0530-10035	Bolt 螺栓M10X1.25X35	1	GB5786-86
04	B4430-00010	Nut 螺母M10X1.25	1	GB6173-86
05	15D20-00-01	Spring 拉簧	1	
06	B0230-10035	Bolt 螺栓M10X35	2	GB5782-86
07	B4313-00010	Nut 螺母M10	2	GB6172-86
08	B5050-00010	Washer 垫圈10	6	GB93-87
09	15D20-30	Pedal, brake 制动踏板	1	
10	Z4501-13019	Clip, hose 喉箍	2	
11	Z7300-09040	Hose, reserve 橡胶管 $\varnothing$ 9内径	1	L=400 $\pm$ 10
12	25595-42071	Cover, pedal head 踏板垫	1	
13	15D20-00*13	Tank, reserve 储油罐	1	
14	Z2500-01010	Fitting 油杯M10X1	1	GB1152-74
15	23235-40091	Stopper, rubber 橡皮顶轴	1	
16	B3230-08030	Pin 销轴8X30	1	GB882-86
17	B5310-00008	Washer 垫圈8	1	GB97.1-85
18	B3010-02015	Pin, cotter 销2X15	1	GB91-86
19	B0230-08016	Bolt 螺栓M8X16	1	GB5782-86
20	B5050-00008	Washer 垫圈8	1	GB93-87
21	25595-40302	Master cylinder 制动总泵	1	
22	GB5782-86	Bolt 螺栓M10X25	4	
23	15D20-40	Pipe, brake 油管总成	1	
24	15D20-50	Pipe, brake 油管总成	1	
25	24235-42201	Clip 管夹	2	
26	B0320-04016	Bolt 螺栓M4X16	1	GB5783-86
27	B5310-00004	Washer 垫圈4	1	GB97.1-85
28	15D50-00-01	Clip 管夹片	2	
29	23776-42351	Clip 卡子	1	
30	B4223-00004	Nut 螺母M4	1	GB6171-86

CPD10,15,18





CPD10,15,18

序号  
Item  
No图 号  
Part No零部件名称  
Description件数  
Q'ty备 注  
Remark

A	A73J3-60002	Parking brake	制动操纵器	1	
01	THN-111	Lever,adjust	调节杆	1	
02	HHN-110	Spring	手柄头	1	
03	THN-500	Stud	螺杆	1	
04	THN-101	Seat	手柄座	1	
05	A73J3-60002-10	Lever	闸把体	1	
06	THN-600	Rod	拉杆体	1	
07	THN-200	Spring	弹簧1X6X10.8	1	
08	THN-098A	Stopper	限位块	1	
09	THN-900-00	Link	拉板总成	1	
10	THN-070	Pin	平头销 $\varnothing 8$ L=35	1	
11	THN-40-00	Plate	支承板总成	2	
12	THN-070	Pin	平头销 $\varnothing 8$ L=45	2	
13	21235-52171G	Bracket	挂线架	1	
14	A73J3-60002-20	Bracket	支架总成	1	
15	25785-52261	Washer	垫圈II	1	
16	B7810-00010	Nut	方螺母 $\delta=4$	1	GB39-88
17	GB96-85	Plate	大垫圈8	1	GB96-85
18	B1830-04004	Screw	内六角凹端紧定螺钉M4X4	1	GB80-85
19	Z1510-G0060	Ball	钢球 $\varnothing 6$	1	GB308-89
20	B5310-00008	Washer	垫圈8	6	GB97.1-85
21	B6250-00006	Snap ring	开口挡圈6	3	GB896-86
22	B0230-10045	Bolt	螺栓M10X45	1	GB5782-86
23	B5050-00010	Washer,lock	垫圈10	1	GB93-87
24	GB802-88	Nut	组合式盖形螺母M10	1	GB802-88
25	B0230-10025	Bolt	螺栓M10X25	2	GB5782-86

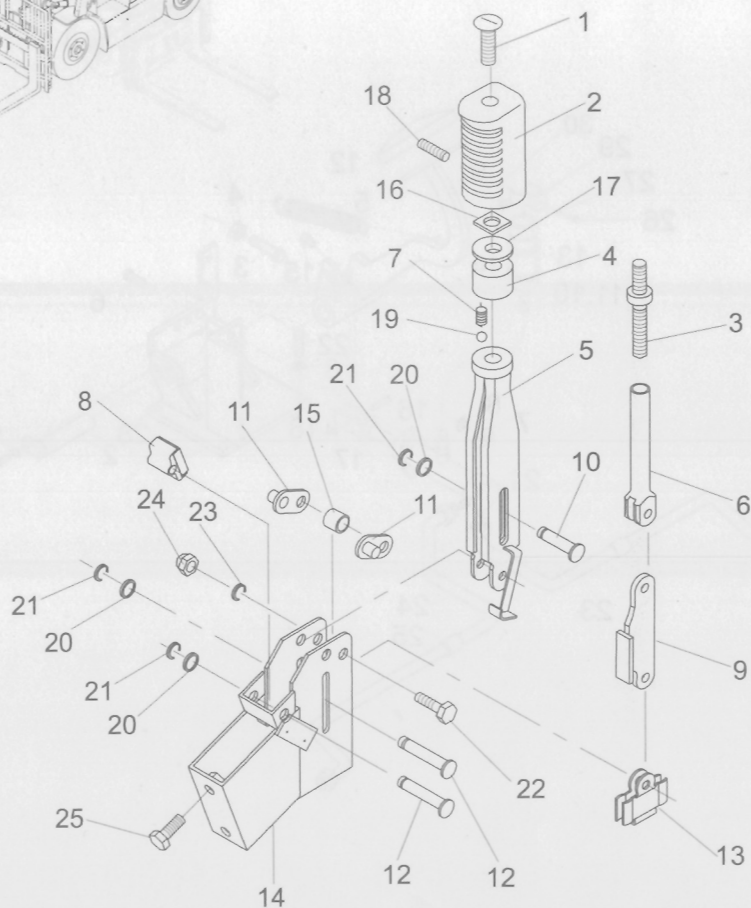
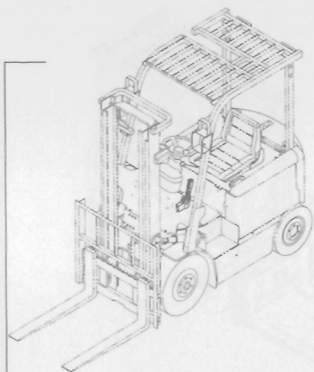


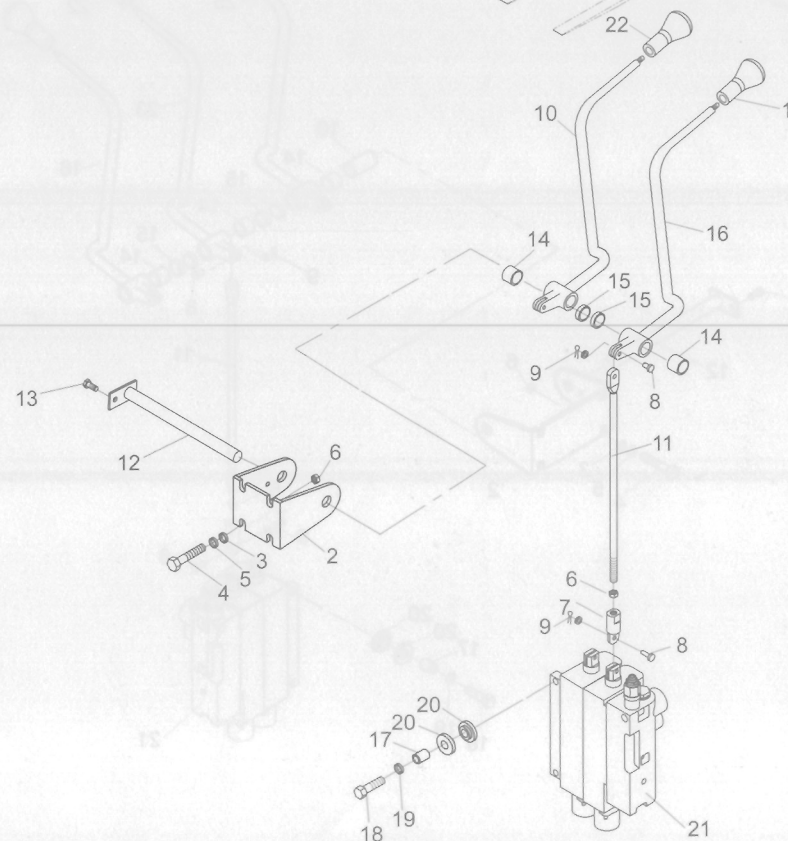
图44/FIG44

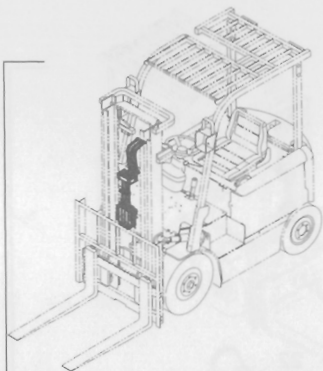
操纵杆总成(二片)/VALVE CONTROL LINKAGE (TWO-THROW)

F3

序号 Item No	图号 Part No	零部件名称 Description	件数 Q'ty	备注 Remark
1	HRA22A7406 214A7-42001	Knob, lift 升降手柄	1	
2	HRH24C7402 H24C7-42011	Bracket, valve lever 阀杆支架	1	
3	B5310-00008	Washer 垫圈8	4	GB97.1-85
4	B0330-08020	Bolt 螺栓M8X20	4	GB5783-86
5	B5050-00008	Washer, lock 垫圈8	4	GB93-87
6	B4123-00008	Nut 螺母M8	6	GB6170-86
7	15D50-50-12	Tie-in 接头	2	
8	22717-40061	Pin 销钉	4	
9	B3010-02012	Pin, cotter 开口销2X12	4	GB91-86
10	HRH24C7403 H24C7-40201	Lever, tilt 倾斜阀杆	1	
11	A65S7-52001	Joint 连接杆	2	
12	23647-40041*1	Shaft, level 连接轴	1	
13	B1110-06012	Screw 螺钉M6X12	1	GB67-85
14	23452-42101	Bushing 衬套	2	
15	22517-40051	Shim 垫片	2	
16	HRH24C7403 H24C7-40101	Lever, lift 升降阀杆	1	
17	H24C7-42101	Sleeve 套管	3	
18	B0530-10035	Bolt 螺栓M10X1.25X35	3	GB5786-86
19	B5210-00010	Washer 垫圈10	3	GB96-85
20	H24C7-42121	Rubber 减振垫	6	
21	HRA65S7301 A65S7-30021	Control valve 多路阀	1	
22	HRA22A7406 214A7-42011	Knob, tilt 倾斜手柄	1	

CPD10,15,18



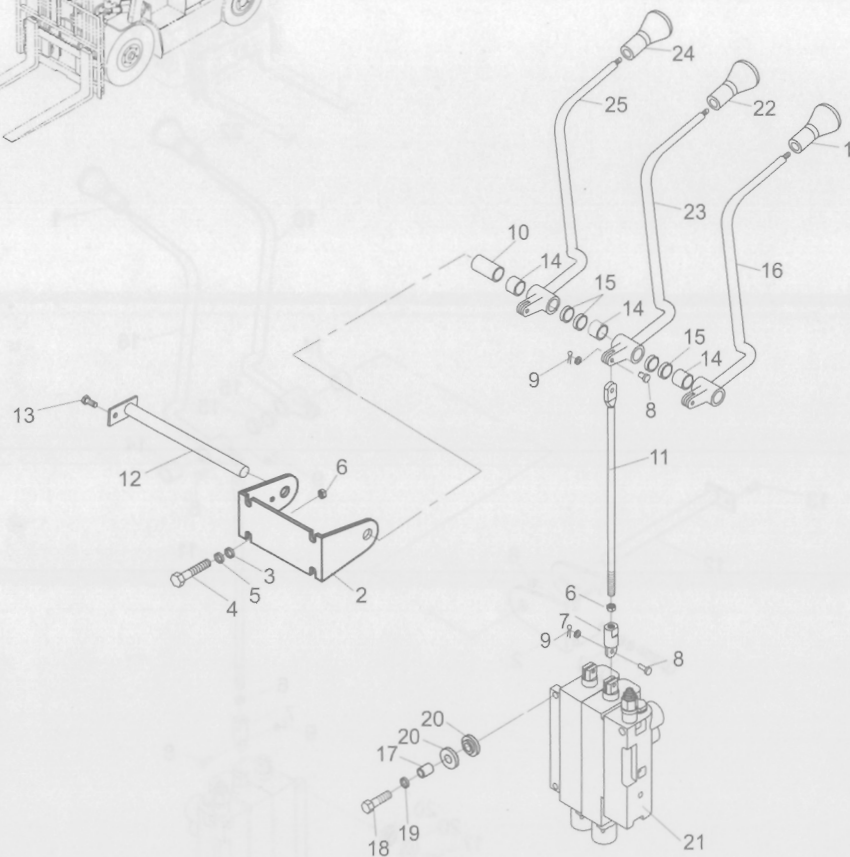


F4

# 操纵杆总成(三片)/VALVE CONTROL LINKAGE (THREE-THROW)

图45/FIG45

CPD10,15,18



序号 Item No	图 号 Part No	零部件名称 Description	件数 Q'ty	备 注 Remark
1	HRA22A7406 214A7-42001	Knob, lift	升降手柄	1
2	HRH24C7402 H24C7-42021	Bracket, valve lever	阀杆支架	1
3	B5310-00008	Washer	垫圈8	4 GB97.1-85
4	B0330-08020	Bolt	螺栓M8X20	4 GB5783-86
5	B5050-00008	Washer,lock	垫圈8	4 GB93-87
6	B4123-00008	Nut	螺母M8	7 GB6170-86
7	15D50-50-12	Tie-in	接头	3
8	22717-40061	Pin	销钉	6
9	B3010-02012	Pin,cotter	开口销2X12	6 GB91-86
10	23657-42131	Sleeve	调节套	1
11	A65S7-52001	Joint	连接杆	3
12	23647-40041*2	Shaft,level	连接轴	1
13	B1110-06012	Screw	螺钉M6X12	1 GB67-85
14	23452-42101	Bushing	衬套	3
15	22517-40051	Shim	垫片	4
16	HRH24C7403 H24C7-40101	Lever, lift	升降阀杆	1
17	H24C7-42101	Sleeve	套管	3
18	B0530-10035	Bolt	螺栓M10X1.25X35	3 GB5786-86
19	B5210-00010	Washer	垫圈10	3 GB96-85
20	H24C7-42121	Rubber	减振垫	6
21	HRA65S7301 A65S7-30031	Control valve	多路阀	1
22	HRA22A7406 214A7-42011	Knob, tilt	倾斜手柄	1
23	HRH24C7403 H24C7-40201	Lever, tilt	倾斜阀杆	1
24	HRA22A7406 514A2-72401	Knob, third	第三操纵手柄	1
25	HRH24C7403 H24C7-40301	Lever, third	第三操纵杆	1

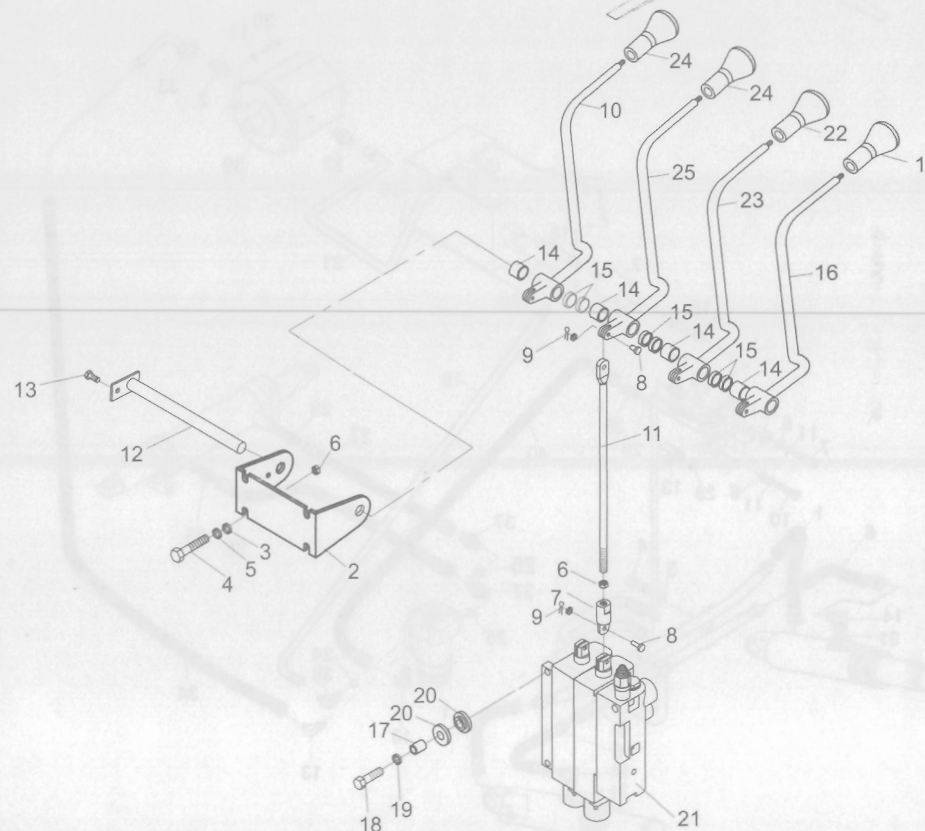
图46/FIG46

操纵杆总成(四片)/VALVE CONTROL LINKAGE (FOUR-THROW)

F5.

序号 Item No	图号 Part No	零部件名称 Description	件数 Q'ty	备注 Remark
1	HRA22A7406 214A7-42001	Knob, lift	升降手柄	1
2	HRH24C7402 H24C7-42021	Bracket, valve lever	阀杆支架	1
3	B5310-00008	Washer	垫圈8	4 GB97.1-85
4	B0330-08020	Bolt	螺栓M8X20	4 GB5783-86
5	B5050-00008	Washer, lock	垫圈8	4 GB93-87
6	B4123-00008	Nut	螺母M8	8 GB6170-86
7	15D50-50-12	Tie-in	接头	4
8	22717-40061	Pin	销钉	8
9	B3010-02012	Pin, cotter	开口销2X12	8 GB91-86
10	HRH24C7403 H24C7-40401	Lever, fourth	第四操纵杆	1
11	A65S7-52001	Joint	连接杆	4
12	23647-40041*2	Shaft, level	连接轴	1
13	B1110-06012	Screw	螺钉M6X12	1 GB67-85
14	23452-42101	Bushing	衬套	4
15	22517-40051	Shim	垫片	6
16	HRH24C7403 H24C7-40101	Lever, lift	升降阀杆	1
17	H24C7-42101	Sleeve	套管	3
18	B0530-10035	Bolt	螺栓M10X1.25X35	3 GB5786-86
19	B5210-00010	Washer	垫圈10	3 GB96-85
20	H24C7-42121	Rubber	减振垫	6
21	HRA65S7301 A65S7-30041	Control valve	多路阀	1
22	HRA22A7406 214A7-42011	Knob, tilt	倾斜手柄	1
23	HRH24C7403 H24C7-40201	Lever, tilt	倾斜阀杆	1
24	HRA22A7406 514A2-72401	Knob	操纵手柄	2
25	HRH24C7403 H24C7-40301	Lever, third	第三操纵杆	1

CPD10,15,18





CPD10,1518

序号 Item No	图号 Part No	零部件名称 Description	件数 Q'ty	备注 Remark
1	A65E7-62201	Hose H.P.	2	高压胶管
2	JT7021-12051	Nipple	1	直通接头
3	B5050-00006	Washer	9	垫圈
4	B0330-06025	Bolt	2	螺栓M6X25
5	A65S7-60201	Steel pipe ass'y	1	倾斜缸钢管总成
6	H24C7-60322	Hose H.P.	2	高压胶管
7	B0530-10025	Bolt	1	螺栓M10X1.25X25
8	B5310-00010	Washer	11	垫圈
9	B4223-00010	Nut	5	螺母M10X1.25
10	B0330-10040	Bolt	5	螺栓M10X40
11	B5050-00010	Washer,lock	14	垫圈
12	JT6021-20021	Nipple	2	直通接头(包括29)
13	JT6022-22031	Elbow	3	直角接头(包括29)
14	JT7022-14021	Elbow	4	直角接头(包括31)
15	A65E7-62011	Hose,return	1	多路阀回油管
16	Z4590-00045	Clip	8	双钢丝卡箍Ø45
17	25597-60301G	Oil filter	1	滤油器
18	A65E7-62021	Hose,return	1	多路阀回油管2
19	Z7300-13085	Hose,return	1	转向器回油管Ø13X850
20	Z4590-00024	Clip	4	双钢丝卡箍Ø24
21	A65H7-62001	Hose	1	吸油管
-	A6E77-62001	Hose	1	吸油管
22	Z6004-02202	O-ring	2	0型密封圈22X2.4
-			4	四片阀Four-throw
-			6	五片阀Five-throw
23	Z6004-01101	O-ring	2	0型密封圈11X1.9
-			4	四片阀Four-throw
-			6	五片阀Five-throw
24	Z6053-01502	O-ring	1	0型密封圈16X6.25
25	Z6054-01502	O-ring	1	0型密封圈16X6.25
26	Z6003-02402	O-ring	1	0型密封圈22X2.4
27	Z9501-08158	Hose H.P.	1	高压胶管
-	Z9501-08146	Hose H.P.	1	高压胶管

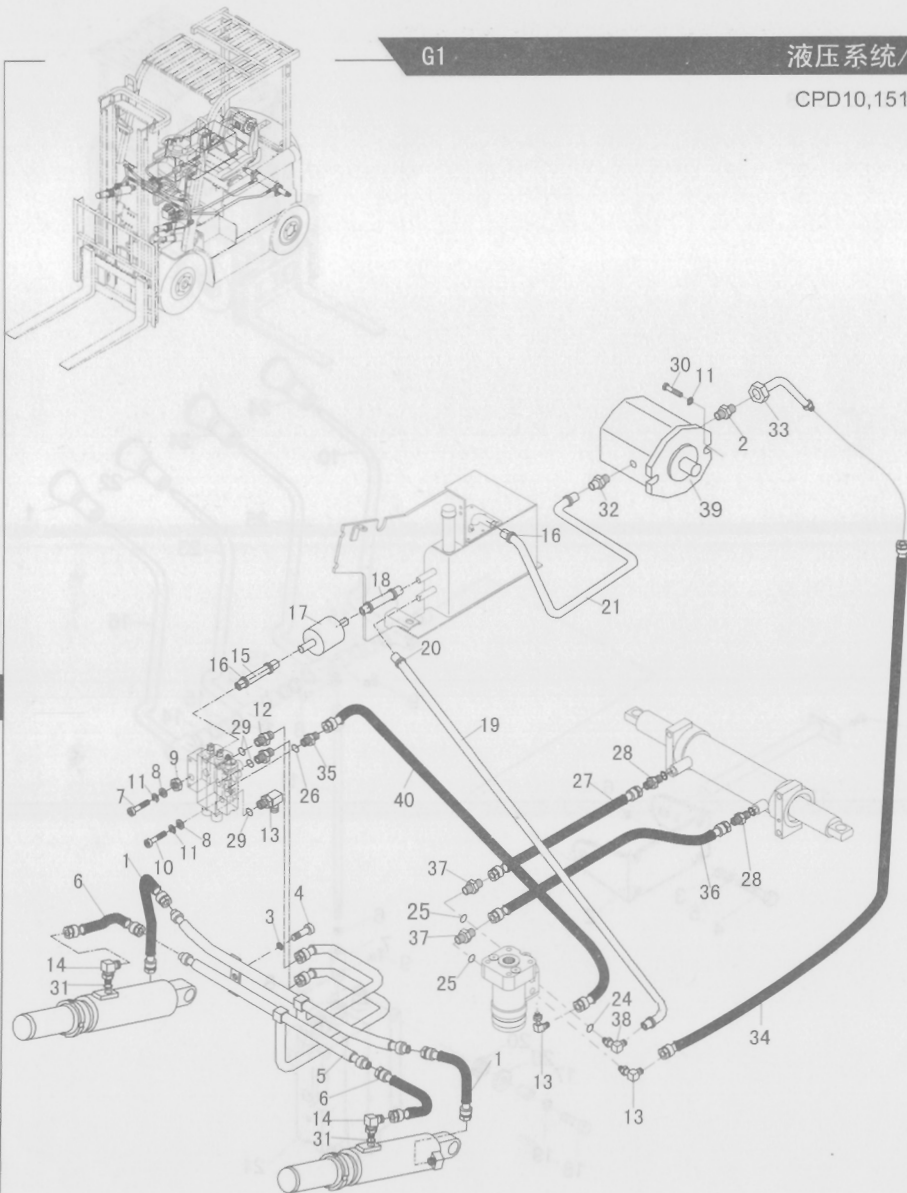




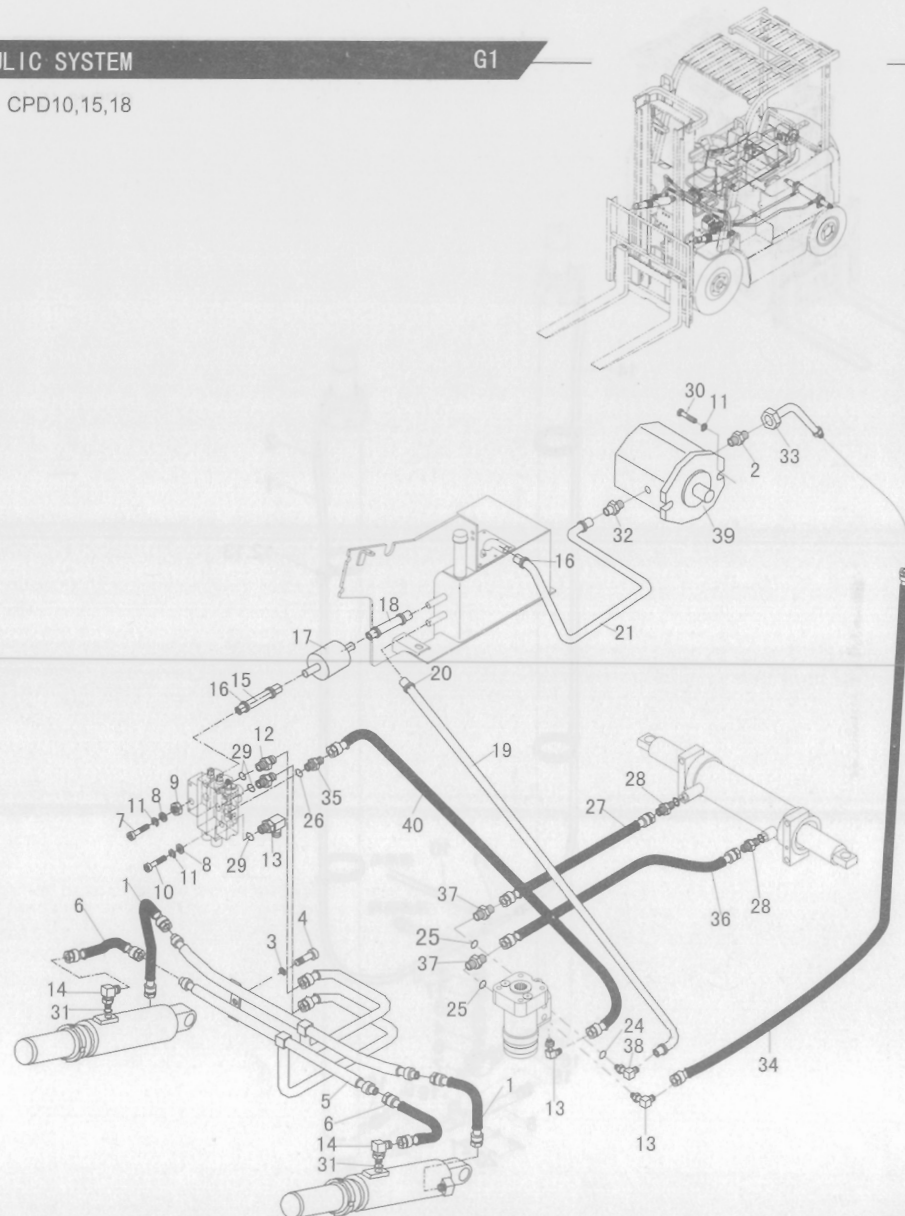
图47/FIG47

## 液压系统/HYDRAULIC SYSTEM

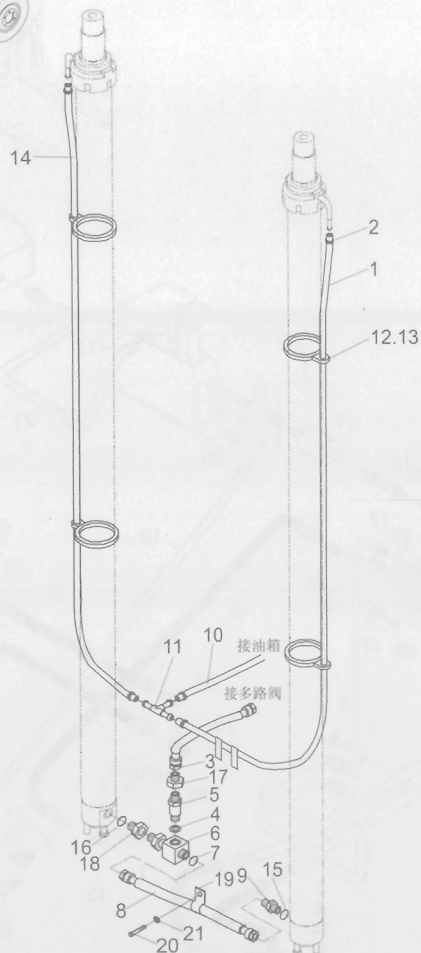
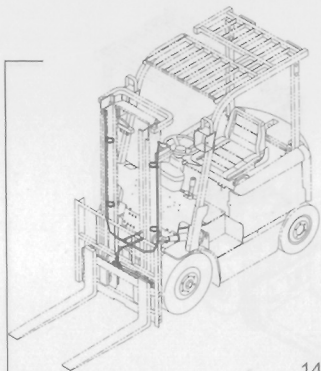
G1

序号 Item No	图号 Part No	零部件名称 Description	件数 Q'ty	备注 Remark
28	JT6025-16071	Nipple 直通接头	2	
29	Z6003-02202	O-ring 0型密封圈22X2.4	5	GB1235-76
30	B0330-10030	Bolt 螺栓M10X30	2	GB5783-86
31	Z6003-01502	O-ring 0型密封圈15X2.4	4	GB1235-76
32	JT7021-10011	Nipple 直通接头	1	
33	A65H7-60221	Hose 出油管总成	1	
34	Z9502-1305022	Hose H.P. 高压胶管13#X500	1	CPD10-18-C CPD10-18L-C
-	Z9502-1303622	Hose H.P. 高压胶管13#X360	1	CPD10-15-F CPD10-15L-F
35	JT6021-22051	Nipple 直通接头(包含26)	1	
36	Z9501-08150	Hose H.P. 高压胶管	1	CPD10-18-C CPD10-18L-C
-	Z9501-08138	Hose H.P. 高压胶管	1	CPD10-15-F CPD10-15L-F
37	JT6021-18201	Elbow 接头(包括25)	2	
38	JT6022-18121	Elbow 直角接头(包括24)	1	
39	A61F7-10001	Gear pump 齿轮泵(DSG05C14.5)	1	1.1.5t用
-	A75G7-10001	Lift pump 起升油泵(DSG05C18)	1	1.8t用
40	Z9502-1309022GS	Hose H.P. 高压胶管	1	
41	JT6022-20061	Elbow 直角接头(包括22.23)	1	三片阀Three-throw
			2	四片阀Four-throw
			3	五片阀Five-throw
42	JT6022-20071	Elbow 直角接头(包括22.23)	1	三片阀Three-throw
			2	四片阀Four-throw
			3	五片阀Five-throw
43	22497-61010	Plug 堵头	2	三片阀Three-throw
			4	四片阀Four-throw
			6	五片阀Five-throw

CPD10,15,18



h2000



G2

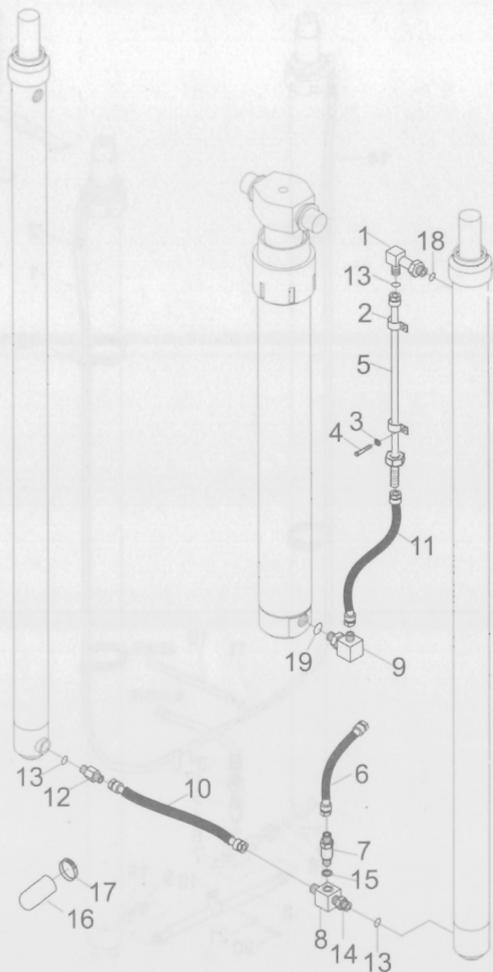
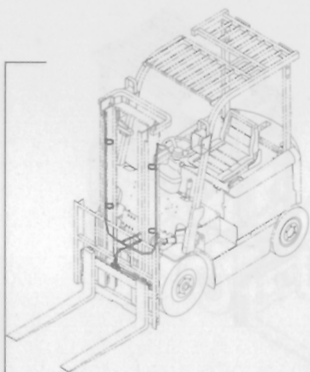
门架管路系统(基本型)/HYDRAULIC SYSTEM MAST(NORMAL MAST M)

图48/FIG48

CPD10,15,18

序号 Item No	图 号 Part No	零部件名称 Description		件数 Q'ty	备 注 Remark
A	HRD12C8601	Mast hydraulic system	门架管路系统	1	Metric 公制螺纹
-	HRE12C8601	Mast hydraulic system	门架管路系统	1	SAE 美制螺纹
01		Tube vinyl	塑料回油管	1	见表 See optional parts
02	Z4500-10016	Clip	卡箍10-16	6	
03	Z9502-1305222GS	Hose H.P.	高压胶管13TIX520	1	Metric 公制螺纹
-	Z7802-1307522GS	Hose H.P.	高压胶管13TIX750	1	SAE 美制螺纹
04	Z6700-02227	Washer	组合垫圈22	1	JB982-77
05	D10B8-60401	Flow regulator	限速阀	1	
06	JT6031-22031	Three way	三通接头	1	Metric 公制螺纹
-	JT8031-96031	Three way	三通接头	1	SAE 美制螺纹
07	Z6003-02202	O-ring	O型密封圈22X2.4	1	GB1235-76
08	Z9502-08034	Hose H.P.	高压胶管8IIX340	1	Metric 公制螺纹
-	Z7802-08034	Hose H.P.	高压胶管8IIX340	1	SAE 美制螺纹
09	D12C8-60211	Valve(Inc.15)	切断阀(包含15)	1	Metric 公制螺纹
-	E12C8-60211	Valve(Inc.15)	切断阀(包含15)	1	SAE 美制螺纹
10	Z7400-14105	Tube vinyl	塑料回油管 $\varnothing$ 14X1050	1	
11	JT6031-08011	Three way	三通接头	1	
12	24239-44311	Band	回油管管夹片	4	
13	23659-40010G	Clip	卡箍	4	
14		Tube vinyl	塑料回油管	1	见表 See optional parts
15	Z6004-01802	O-ring	O形密封圈18X2.4	1	GB1235-76
16	Z6003-02202	O-ring	O形密封圈22X2.4	1	GB1235-76
17	D12C8-65001	Elbow	直角接头	1	Metric 公制螺纹
-	E20B8-60201	Nipple	过渡接头	1	SAE 美制螺纹
18	JT6021-20101	Nipple(Inc.16)	直通接头(包含16)	1	
19	D12C8-62021	Clip	管夹	1	
20	B0530-10020	Bolt	螺栓M10X1.25X20	1	GB5786-86
21	B5050-00010	Washer,lock	垫圈10	1	GB93-87



[illegible]



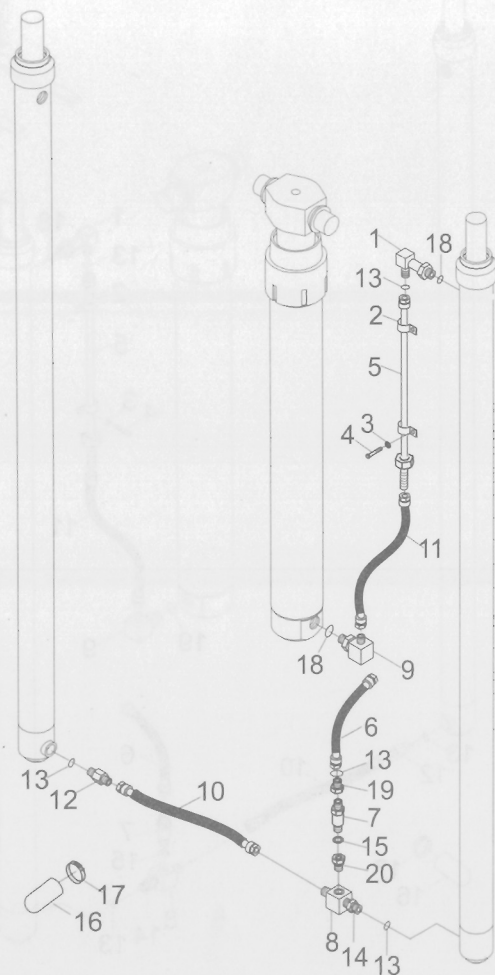





CPD10,15,18

序号  
Item  
No图 号  
Part No零部件名称  
Description件数  
Q'ty备 注  
Remark

A	HRE16L0601	Mast hydraulic system 门架管路系统	1	美制 EX-A
01	20020-10020	Elbow(Inc.13,18) 直角接头(包括13, 18)	1	
02	23670-62201	Clip 管夹	2	
03	B5050-00006	Washer,lock 垫圈6	2	GB93-87
04	B0330-06016	Bolt 螺栓M6X16	2	GB5783-86
05	HRD26D8605	Steel pipe ass'y 钢管总成	1	见选用件表 See op. Parts
06	Z7802-13080	Hose H.P. 高压胶管	1	
07	D10B8-60401	Flow regulator 限速阀	1	
08	E10B8-60201	Three way 三通接头	1	
09	H26D7-60241	Elbow(Inc.18) 直角接头(包括18)	1	
10	Z7802-10035	Hose H.P. 高压胶管	1	
11	REF339337G	Hose H.P. 高压胶管	1	见选用件表 See op. Parts
12	E10B8-60301	Hose H.P.(Inc.13). 直通接头(包括13)	1	
13	Z6003-02202	O-ring 0型密封圈22X2.4	4	GB1235-76
14	21198-40100	Connector(Inc.13) 升降缸过渡接头(包括13)	1	
15	Z6700-02227	Washer 组合垫圈22	1	GB983-77
16	23650-89901	Sleeve 封头套管	1	
17	Z4690-00019	Clip 双钢丝卡箍	1	
18	Z6004-02402	O-ring 0型密封圈22X2.4	2	GB1235-76
19	E20B8-60201	Nipple(Inc.13) 过渡接头(Inc.13)	1	
20	24258-47011G	Nipple 限速阀过渡接头	1	







CPD10,15,18

66

货叉选用件表Fork optional parts

CPD10,15,18

型 式 MODEL	货叉体代号 PART NO.	长 度 LENGTH	备 注 REMARK
LF167-10H	D10B8-12181	1670	
LF152-10H	-12171	1520	
LF137-10H	-12161	1370	
LF122-10H	-12151	1220	
LF107-10H	-12141	1070	
LF92-10H	-12131	920	1.8t STD
LF85-10H	-12121	850	
LF167-10F	-12111	1670	
LF152-10F	-12091	1520	
LF137-10F	-12081	1370	
LF122-10F	-12071	1220	
LF107-10F	-12061	1070	
LF92-10F	-12051	920	1.5t STD
LF85-10F	-12041	850	
LF92-10B	-12031	920	
LF85-10B	-12021	850	
LF77-10B	-12011	770	1t STD

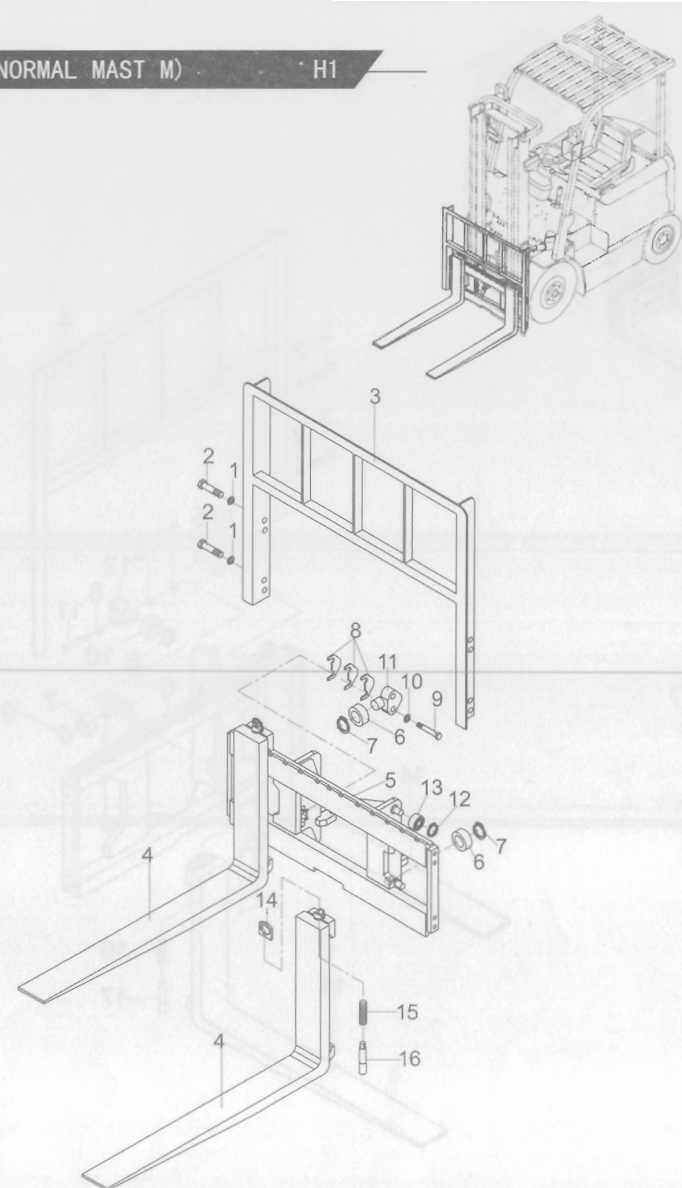
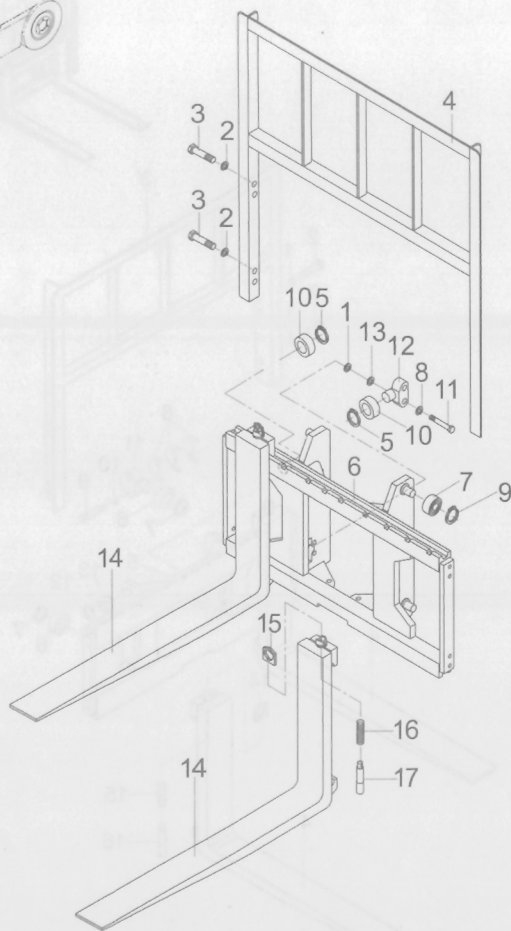




图52/FIG52

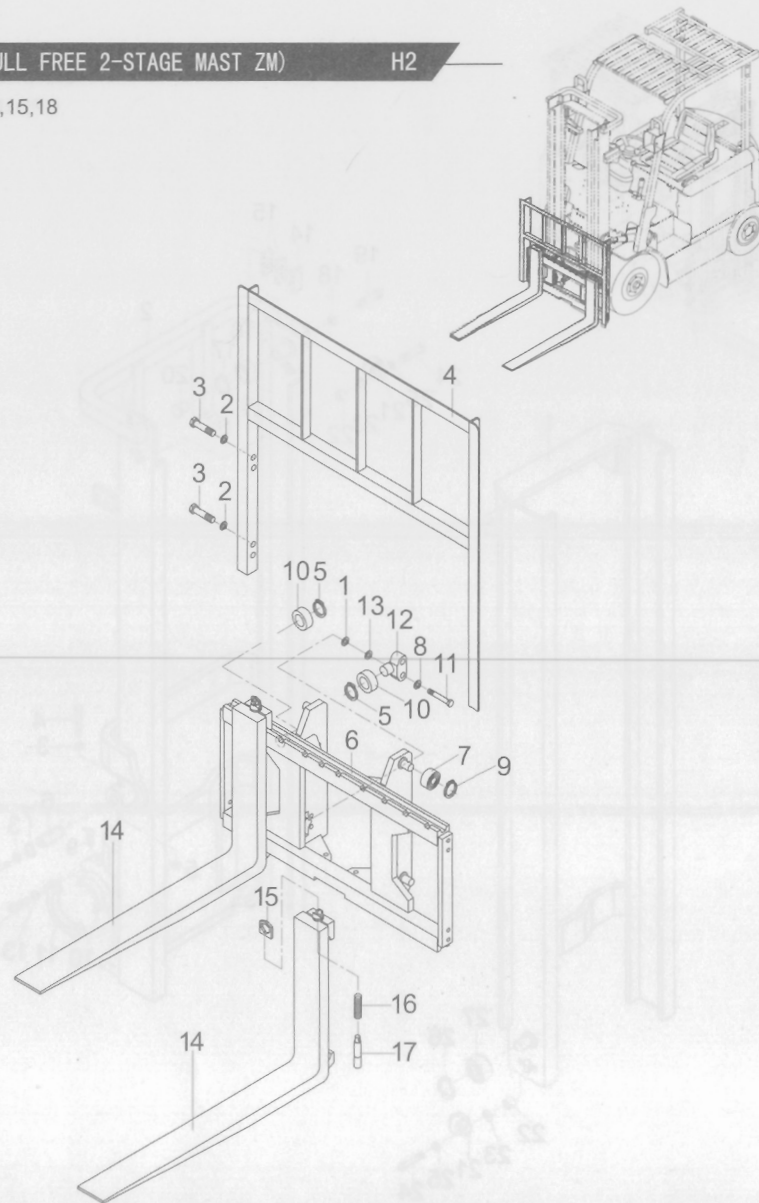
[illegible]



货叉选用件表Fork optional parts

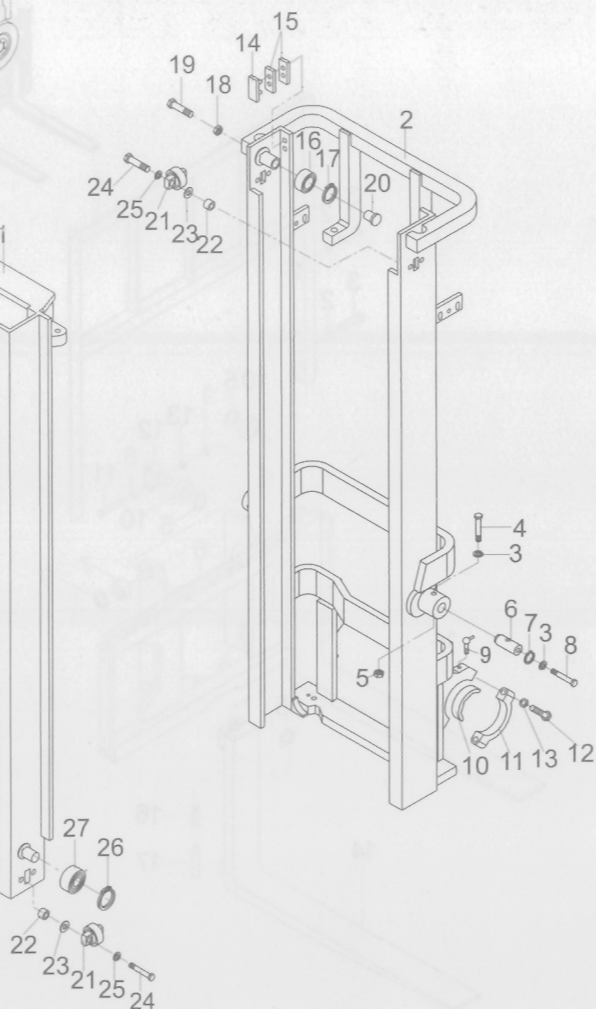
CPD10,15,18

型 式 MODEL	货叉体代号 PART NO.	长 度 LENGTH	备 注 REMARK
LF167-10H	D10B8-12181	1670	
LF152-10H	-12171	1520	
LF137-10H	-12161	1370	
LF122-10H	-12151	1220	
LF107-10H	-12141	1070	
LF92-10H	-12131	920	1.8t STD
LF85-10H	-12121	850	
LF167-10F	-12111	1670	
LF152-10F	-12091	1520	
LF137-10F	-12081	1370	
LF122-10F	-12071	1220	
LF107-10F	-12061	1070	
LF92-10F	-12051	920	1.5t STD
LF85-10F	-12041	850	
LF92-10B	-12031	920	
LF85-10B	-12021	850	
LF77-10B	-12011	770	1t STD



CPD10,15,18

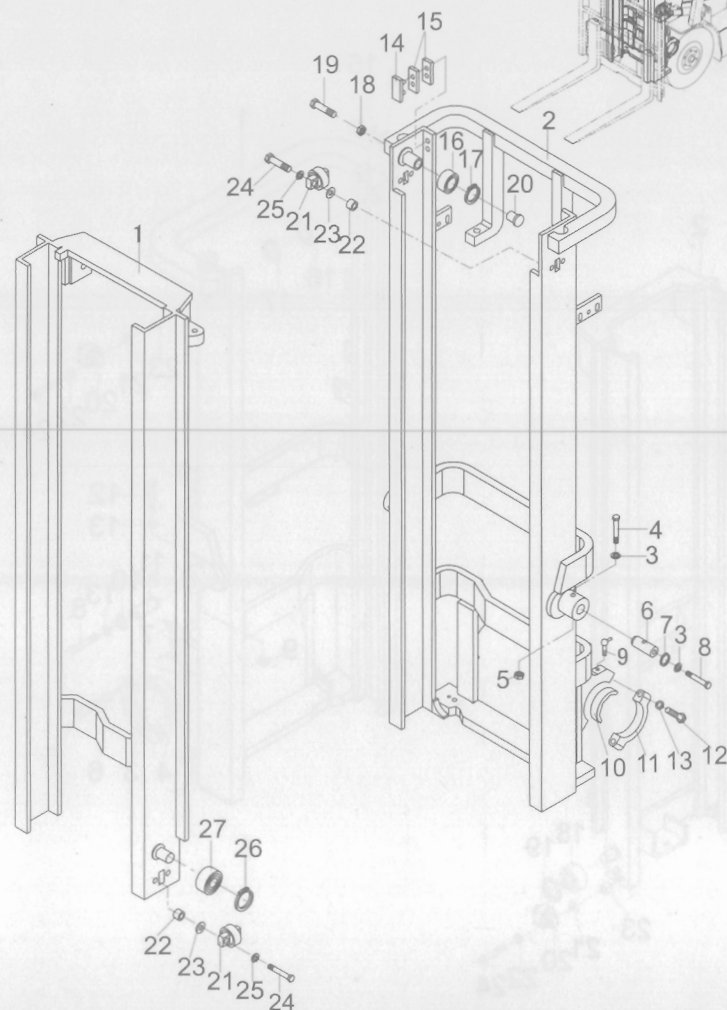
序号 Item No	图 号 Part No	零部件名称 Description	件数 Q'ty	备 注 Remark
01	HRD12C8303A	Inner master	内门架总成	1
02	HRD12C8302A	Outer master	外门架总成	1
03	B5050-00012	Washer,lock	垫圈12	4 GB93-87
04	01100-12080	Bolt	螺栓M12X25	2
05	B4116-00012	Nut	螺母M12	2 GB6170-86
06	D10B8-02301	Pin	倾斜油缸销轴II	2
07	27042-62661	Snap ring	挡圈	2
08	B0330-12025	Bolt	螺栓M12X25	2 GB5783-86
09	Q700B01	Grease fitting	直通式滑脂嘴	2 ZBT33001.1-88
10	D20B8-02001	Bushing	轴衬	2
11	24236-12632	Cap	支座盖	2
12	B0230-14065	Bolt	螺栓M14X65	4 GB5782-86
13	B5050-00014	Washer,lock	垫圈14	4 GB93-87
14	20028-32001*G	Slipper	限位滑块	2
15	20029-43231* <sup>2</sup>	Shim	调整垫片	4组
16	22198-22341	Side roller	侧滚轮	2
17	B6150-00030	Snap ring	挡圈30	2 GB894.1-86
18	B4116-00010	Nut	螺母M10	2 GB6170-86
19	B8330-10035	Screw	螺钉M10X35	2 GB79-85
20	D10B8-03201	Slipper	滑块	2
21	22018-30303G	Side roller	侧滚轮	4
22	20019-32841	Spacer	垫块	8
23	23308-22051* <sup>2</sup>	Shim	调整垫片	4组
24	B0330-10045	Bolt	螺栓M10X45	8 GB5783-86
25	B5050-00010	Washer,lock	垫圈10	8 GB93-87
26	B6150-00040	Snap ring	挡圈40	2 GB894.1-86
27	Y30208-N	End roller	主滚轮	2



门架选用件表 Mast Optional Parts

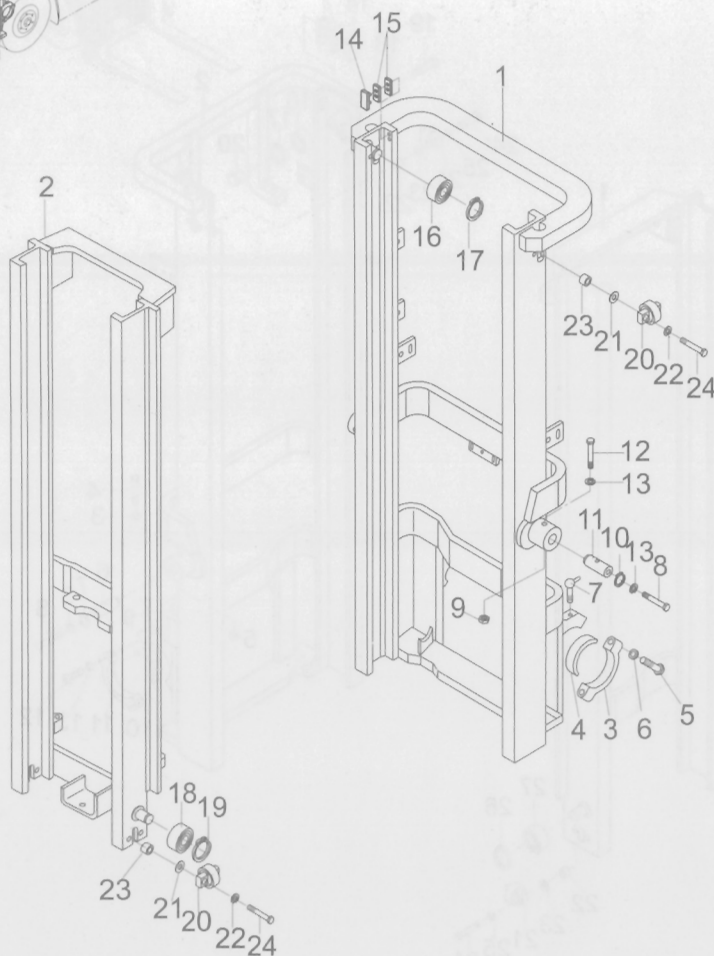
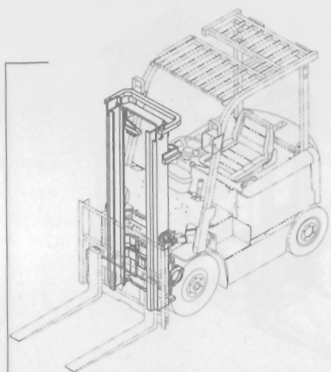
CPD10,15,18

起升高度 IFTING HEIGHT	外门架总成 OUTER MAST	内门架总成 INNER MAST	备注 REMARK
M200	D12C8-30011A	D12C8-30411A	
225	-30021A	-30421A	
250	-30031A	-30431A	
270	-30041A	-30441A	
275	-30051A	-30451A	
300	-30001A	-30401A	标准 STD
325	-30061A	-30461A	
330	-30071A	-30471A	
350	-30081A	-30481A	
366	-30091A	-30491A	
370	-30101A	-30511A	
375	-30111A	-30521A	
400	-30121A	-30531A	
425	-30131A	-30541A	
450	-30141A	-30551A	
475	-30151A	-30561A	
500	-30161A	-30571A	
550	-30171A	-30581A	
600	-30181A	-30591A	



CPD10,15,18

序号 Item No	图 号 Part No	零部件名称 Description	件数 Q'ty	备 注 Remark
01	HRD65E0401A	Mast ass'y,outer 外门架总成	1	见选用件表 See op. Parts
02	HRD16L0420	Mast ass'y,inner 内门架总成	1	见选用件表 See op. Parts
03	24236-12362	Cap 支座盖	2	
04	22518-30032	Bushing 轴衬	2	
05	B0230-14065	Bolt 螺栓M14X65	4	GB8752-86
06	B5050-00014	Washer 垫圈14	8	GB93-87
07	Q701B45	Fitting 弯颈式滑脂油嘴	2	ZBT33001.2-88
08	01100-12080	Bolt 螺栓	2	
09	B4116-00012	Nut 螺母M12	2	GB93-87
10	27042-62261	Snap ring 挡圈	2	
11	D10B8-02301	Pin 倾斜油缸销轴II	2	
12	B0330-12025	Bolt 螺栓M12X25	4	GB5783-86
13	B5050-00012	Washer,lock 垫圈12	4	GB93-87
14	20028-32001*G	Slipper 限位滑块	2	
15	20029-43231*1	Shim 调整垫块	6	
-	20029-43231*2	Shim 调整垫块	6	
16	22198-22341	Roller 侧滚轮	2	
17	B6150-00030	Snap ring 挡圈30	2	GB894.1-86
18	Y30208-N	Roller 主滚轮	2	
19	B6150-00040	Snap ring 挡圈40	2	GB894.1-86
20	22018-30303G	Roller 侧滚轮	4	
21	23308-22051	Shim 调整垫圈	4	
22	B5050-00010	Washer,lock 垫圈10	8	GB93-87
23	20018-32841	Spacer 垫块	8	
24	B0330-10045	Bolt 螺栓M10X45	8	GB5783-86

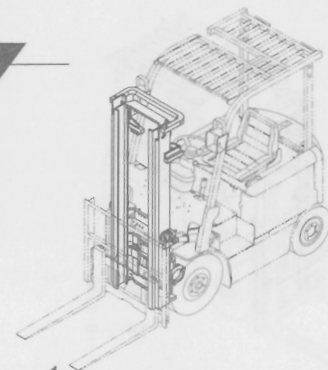
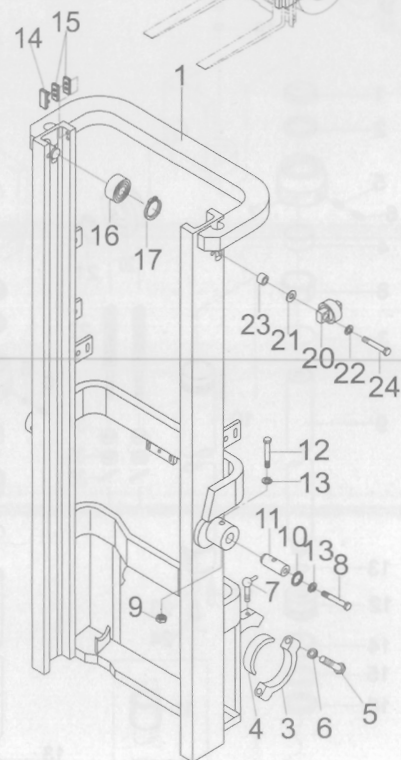
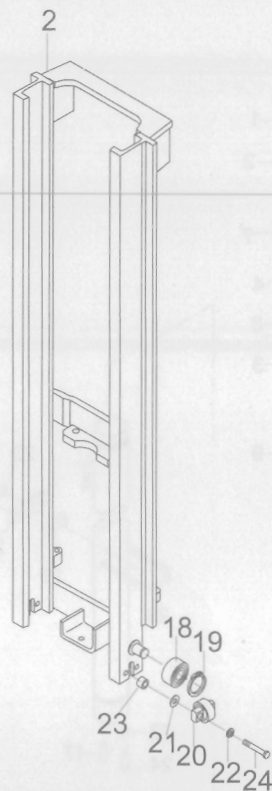




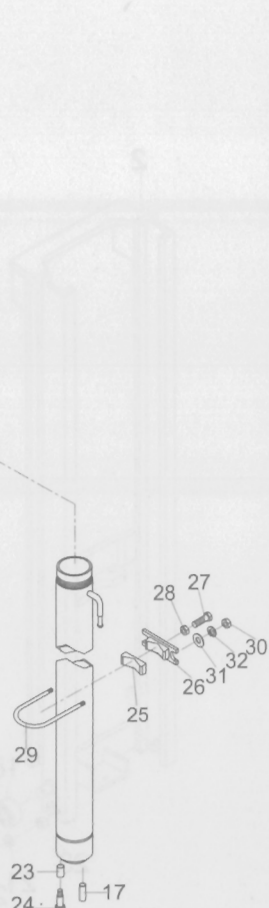
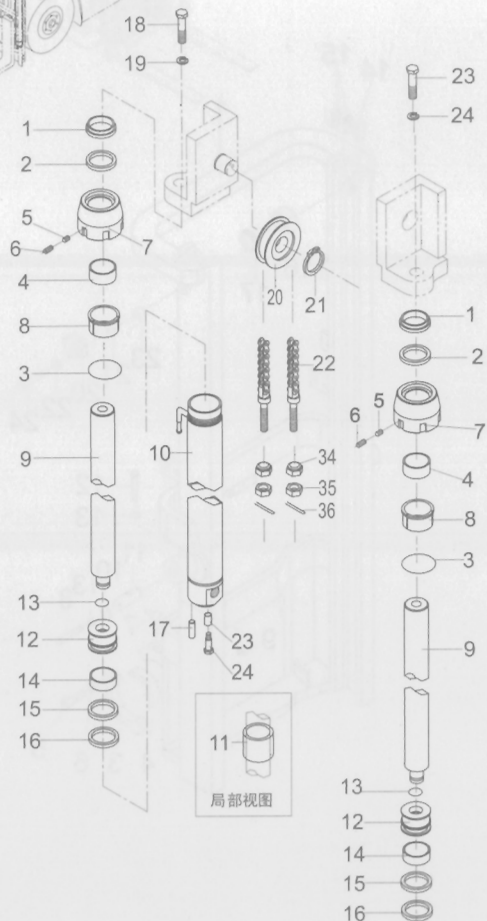
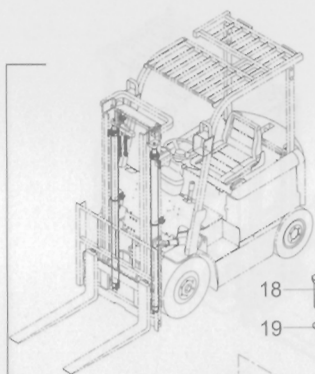
门架选用件表 MAST OPTIONAL PARTS

CPD10,15,18

起升高度 LIFTING HEIGHT	外门架总成 OUTER MAST	内门架总成 INNER MAST	备 注 REMARK
ZM200	HRD65E0401A D65E0-40101A	HRD16L0420 D16L0-40811	
250	-40111A	-40821	
275	-40121A	-40831	
300	-40131A	-40801	标准(STD)
330	-40141A	-40841	
350	-40151A	-40851	
375	-40161A	-40861	
400	-40171A	-40871	
425	-40181A	-40881	
450	-40191A	-40891	
475	-40201A	-40901	
500	-40211A	-40911	
550	-40221A	-40921	
600	-40231A	-40931	



CPD10,15,18

序号  
Item No图号  
Part No零部件名称  
Description件数  
Qty备注  
Remark

A	HRD12C8402	Lift cylinder(Inc.01-17)	起升油缸总成(包含01-17)	2	
01	HRD20A8508 D10B8-42321	Seal	防尘圈	2	
02	HRD20B8406 D10B8-42331A	Packing	密封圈	2	
03	Z2113-03630	Bushing	钢背轴承3630	2	
04	Z6053-04752	O-ring	O形圈47.5X2.65	2	GB3452.1-92
05	D20B8-42341	Plug	塞子	4	
06	B1830-08008	Screw	螺钉M8X8	4	GB80-85
07	D12C8-42051	Cap	导向套	2	
08	D12C8-42041	Sleeve	衬套	2	
09	HRD12C8403	Cylinder	缸筒体	2	
10	HRD10B8405	Rod	活塞杆	2	
11	HRD20A8509 D10B8-42511	Spacer	调整套	见表	
12	D12C8-42061	Piston	活塞	2	
13	D20B8-42381	Snap ring	钢丝挡圈	2	
14	HRD20A8409 D10B8-42521	Wearing	支承环	2	
15	HRD20A8509 D20A8-42541	Snap ring	挡片	2	
16	HRD20A8505 D10B8-42531	U-ring	U形密封圈	2	
17	B3130-10026	Pin	销D10X26	2	GB119-86
18	B0530-14050	Bolt	螺栓M14X1.5X50	2	GB5786-86
19	B5050-00014	Washer,lock	垫圈14	2	GB93-87
20	24239-44091	Sheave	链轮	2	
21	B6150-00040	Snap ring	弹性挡圈40	2	GB894.1-87
22	HLRH1223011-N	Chain(Inc.34-36)	链条总成(包含34-36)	2	
23	B0530-12025	Sleeve	隔套	2	
24	D14F0-92041	Bolt	螺栓M12X1.25X25	2	GB5786-86
25	D14F0-92051	Spacer	调整块	2	
26	B0530-12050	Support	油缸支撑块	2	
27	B4223-00012	Bolt	螺栓M12X1.25X50	2	GB5786-86
28	HRD20B8407 D20B8-42031	Nut	螺母M12X1.25	2	GB6171-86
29	HRD20B8408 D10B8-42811	U-bolt	U型螺栓	2	

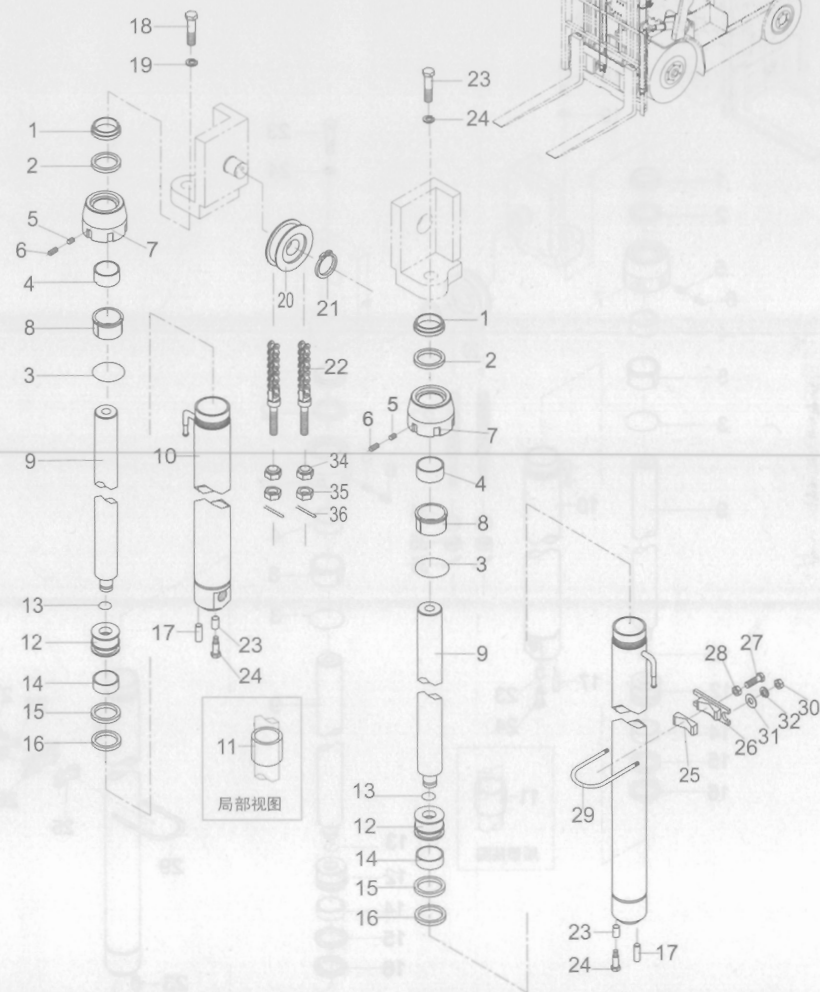
图55/FIG55

起升油缸(基本型)/LIFT CYLINDER(NORMAL MAST M)

H5

序号 Item No	图 号 Part No	零部件名称 Description	件数 Q'ty	备 注 Remark
30	B4413-00010	Nut 螺母M10X1.25	4	GB6173-86
31	B5310-00010	Washer 垫圈10	4	GB97.1-85
32	B5050-00010	Washer,lock 垫圈10	4	GB93-87
33	D12C8-42071	Plate 垫片	3	
34	22118-40181	Nut 球面螺母	4	
35	B4230-00014	Nut 螺母M14X1.5	4	GB6171-86
36	B3010-03030	Pin 销3X30	4	GB91-86

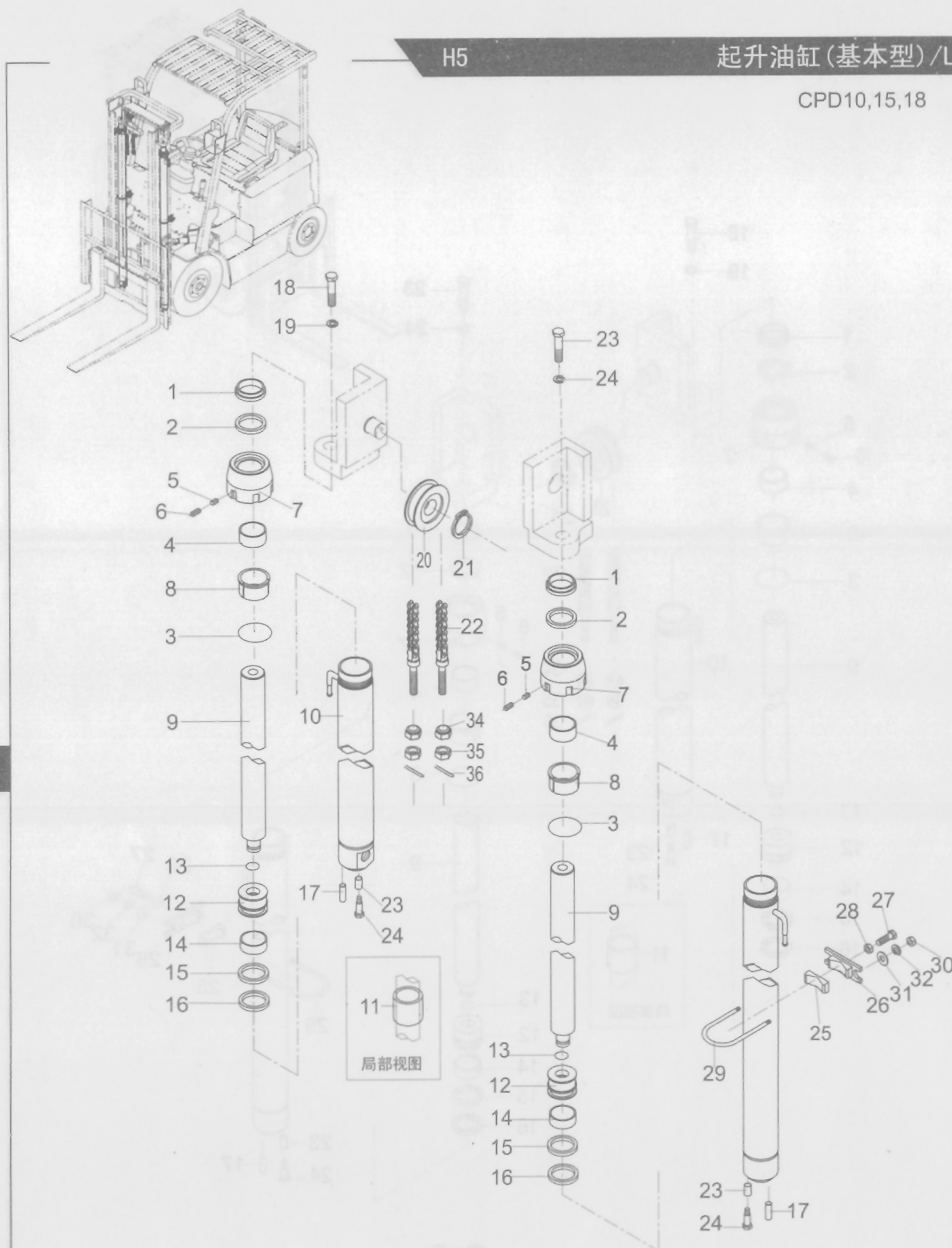
CPD10,15,18



h2000

CPD10,15,18

起升油缸选用件 OPTION TABLE FOR LIFT CYLINDER



起升高度 IFTING HEIGHT	起升油缸 LIFT CYL	缸体 LYL. BODY	活塞杆 Rid, piston	链条节数 (N) Chain, leaf	调整套 (个) Spacer (N)
M200	HRD12C8402 D12C8-40411	HRD12C8403 D12C8-40611	HRD10B8405 D12C8-42311	HRD10B8408 *73	
225	-40421	-40621	-42321	*79	
250	-40431	-40631	-42331	*85	
270	-40441	-40641	-42341	*91	
275	-40451	-40651	-42351	*91	
标准 STD 300	-40401	-40601	-42301	*99	
325	-40461	-40661	-42361	*105	
330	-40471	-40671	-42371	*107	
350	-40481	-40681	-42381	*113	
366	-40491	-40691	-42391	*117	
370	-40511	-40711	-42411	*117	
375	-40521	-40721	-42421	*117	
400	-40531	-40731	-42431	*127	1
425	-40541	-40741	-42441	*133	1
450	-40551	-40751	-42451	*139	1
475	-40561	-40761	-42461	*147	1
500	-40571	-40771	-42471	*153	1
550	-40581	-40781	-42481	*169	2
600	-40591	-40791	-42491	*183	2



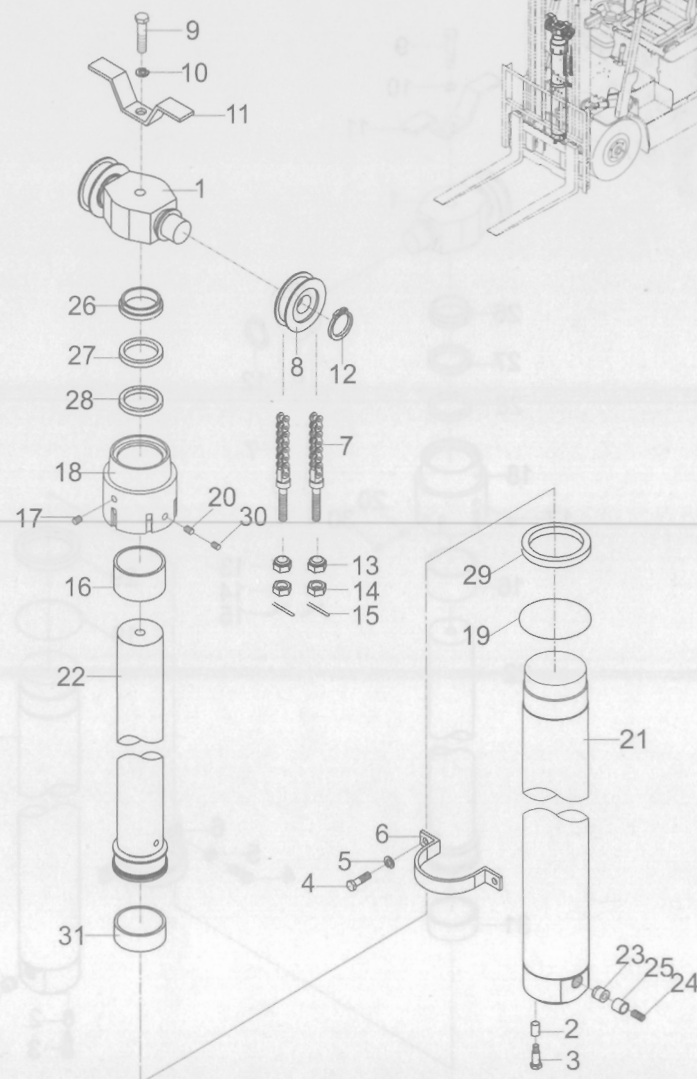
图56/FIG56

前起升油缸 (二级全自由) / FRONT LIFT CYLINDER (FULL FREE-2STAGE MAST ZM)

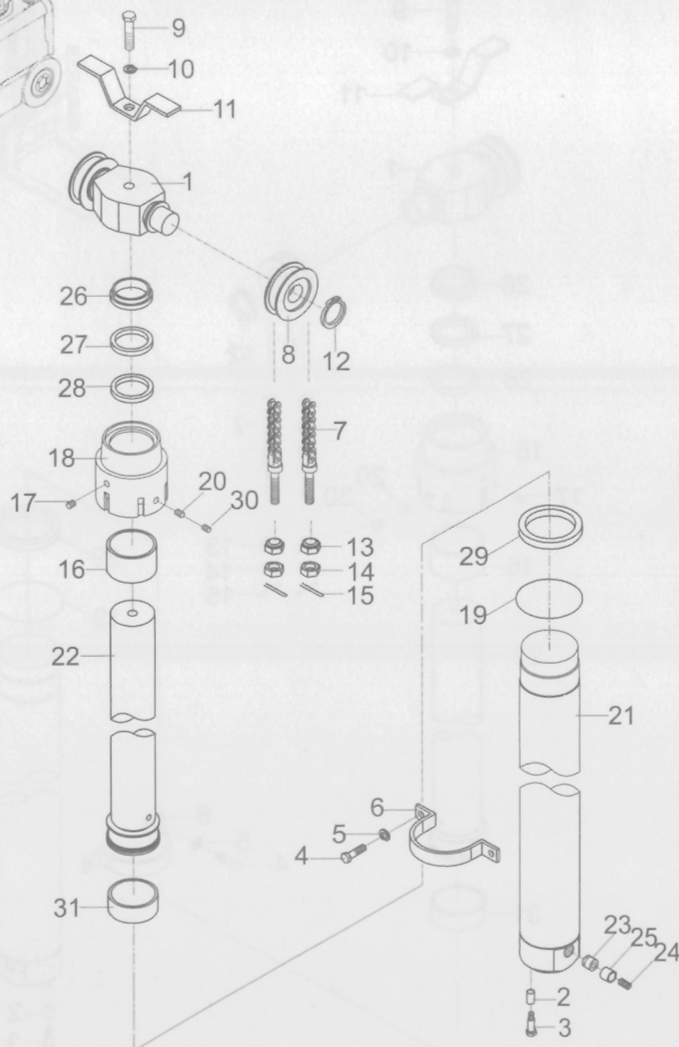
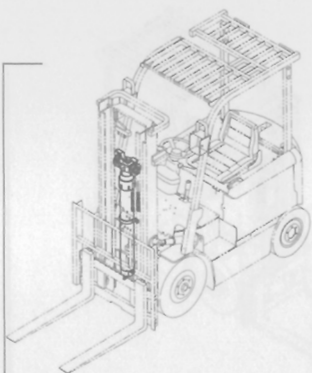
H6

序号 Item No	图号 Part No	零部件名称 Description	件数 Q'ty	备注 Remark
A	REF105294	Lift cylinder(Front) (Inc.16~31)	1	见选用件表 See op.parts
01	27390-82011	Sheave axle	1	
02	D10P0-22001	Spacer	1	
03	B0530-12030	Bolt	1	螺栓M12X1.25X30 GB5786-86
04	B0330-10020	Bolt	2	螺栓M10X20 GB5783-86
05	B5050-00010	Washer,lock	2	垫圈10 GB93-87
06	27390-82101	Clip	1	夹箍
07	HRLH1223011-N	Chain ass'y(Inc.13~15)	2	链条总成 (包括13~15) 见选用件表 See op.parts
08	24239-44091	Sheave	2	链轮
09	B0430-16060	Bolt	1	螺栓M16X1.5X60 GB5785-86
10	B5050-00016	Washer,lock	1	垫圈16 GB93-87
11	REF200130 20010-82211	Stopper,chain	1	护链板
12	B6150-00040	Snap ring	2	挡圈40 GB894.1-86
13	B3010-03030	Nut	2	球面螺母
14	B4230-00014	Nut	2	螺母M14X1.5 GB6171-86
15	22118-40181	Pin	2	销3X30 GB91-86
16	Z2114-07035	Bearing	1	钢背轴承 (7035)
17	22518-40151	Plug	1	螺塞
18	24240-82001	cap	1	缸盖
19	03340-00160	O-ring	1	O型密封圈
20	90662-63041	Plug	1	塞子
21	REF206938	Cylinder body	1	缸体 见选用件表 See op.parts
22	REF206543	Rod,piston	1	柱塞杆 见选用件表 See op.parts
23	REF339485 23659-44871	Spool	1	滑阀
24	REF339431 24230-52071	Spring	1	弹簧
25	24230-82071	Spring,seat	1	弹簧座
26	REF341310 25808-42481	Seal,dust	1	防尘圈
27	REF340216 24230-82221	Snap ring	1	挡圈
28	REF340213 24230-82211	Seal	1	密封圈
29	REF340216 24230-82231	Snap ring	1	挡圈

CPD10,15,18



h2000

[illegible]

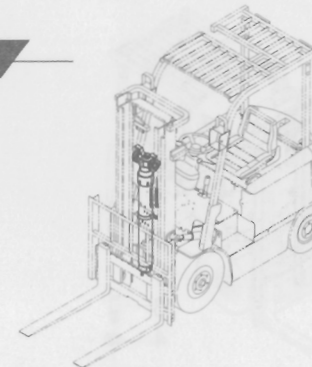
前起升油缸（二级全自由）/FRONT LIFT CYLINDER (FULL FREE-2STAGE MAST ZM)

CPD10,15,18

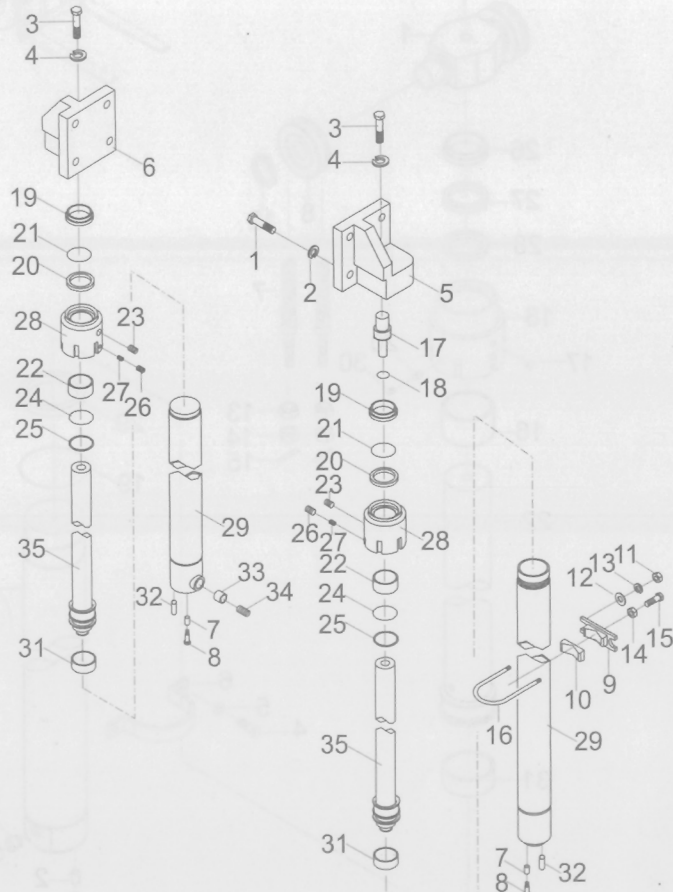
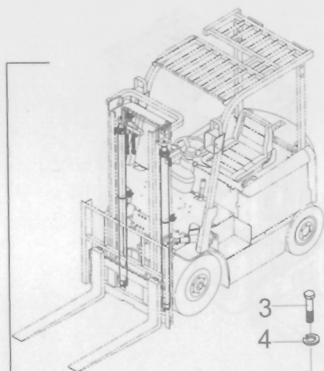
OPTIONAL PARTS 1~1.8t TON FRONT LIFT CYLINDER (FULL FREE 2-STAGE MAST)

This exploded view diagram illustrates the assembly of a forklift wheel. The components are numbered as follows:

- 1**: Hub assembly
- 2**: Bolt
- 3**: Bolt
- 4**: Bolt
- 5**: Bolt
- 6**: Bracket
- 7**: Drill bit
- 8**: Wheel rim
- 9**: Bolt
- 10**: Washer
- 11**: Bracket
- 12**: Wheel rim
- 13**: Nut
- 14**: Bolt
- 15**: Bolt
- 16**: Flange
- 17**: Bolt
- 18**: Flange
- 19**: Flange
- 20**: Bolt
- 21**: Tire
- 22**: Tire
- 23**: Bolt
- 24**: Bolt
- 25**: Bolt
- 26**: Flange
- 27**: Flange
- 28**: Flange
- 29**: Flange
- 30**: Bolt
- 31**: Flange



CPD10,15,18



序号 Item No	图号 Part No	零部件名称 Description	件数 Q'ty	备注 Remark
A	REF184400	Lift cylinder(Rear) Inc.(17-35)	2	后升降油缸 (包括17-35) 见选用件表 See op. Parts
01	B0330-12035	Wearing	8	螺栓M12X35 GB5783-86
02	B5050-00012	Washer,lock	8	垫圈12 GB93-87
03	B0330-16035	Bolt	2	螺栓M16X35 GB5783-86
04	B5050-00016	Washer,lock	2	垫圈16 GB93-87
05	HRD16L0505 D16L0-53011	Bracket(L.H.)	1	支架(左)
06	HRD16L0505 D16L0-53021	Bracket(R.H.)	1	支架(右)
07	HRD20B8402 D20B8-42031	Sleeve	2	隔套
08	B0530-12025	Bolt	2	螺栓M12X1.25X25 GB5786-86
09	D14F0-92051	Support	2	油缸支撑块
10	D14F0-92041	Spacer	2	调整块
11	B4123-00010	Bolt	4	螺母M10 GB6170-86
12	B5310-00010	Washer	4	垫圈10 GB97.1-85
13	B5050-00010	Washer,lock	4	垫圈10 GB93-87
14	B0230-12035	Bolt	2	螺栓M12X35 GB5782-86
15	B4123-00012	Nut	2	螺母M12x1.25 GB6171-86
16	HRD20B8408 D10B8-42811	U-Bolt	2	U型螺栓
17	20020-10450	Joint rod	1	连接杆
18	Z6004-02602	O-ring	1	O型密封圈26X2.4 GB1235-76
19	REF340210 23658-52081	Dust ring	2	防尘圈
20	REF340213 23658-52051	U-ring	2	U型密封圈
21	REF340216 23658-52061	Snap ring	2	挡圈
22	Z2113-03225	Bushing	2	钢背轴承3225
23	Q/ZB223.1	Plug	4	螺塞Z1/8
24	Z6004-05603	O-ring	2	O型密封圈56X3.5 GB80-85
25	20010-85000	Snap ring	2	挡圈50.9X56X1.5
26	B1830-06008	Screw	4	螺钉M6X8
27	90662-63401G	Plug	4	塞子
28	20010-86000	Cylinder cap	2	缸盖
29	REF104420G	Cylinder body	2	缸体 见选用件表 See op. Parts





CPD10,15,18

后起升油缸总成选用件 OPTION TABLE FOR LIFT CYLINDER

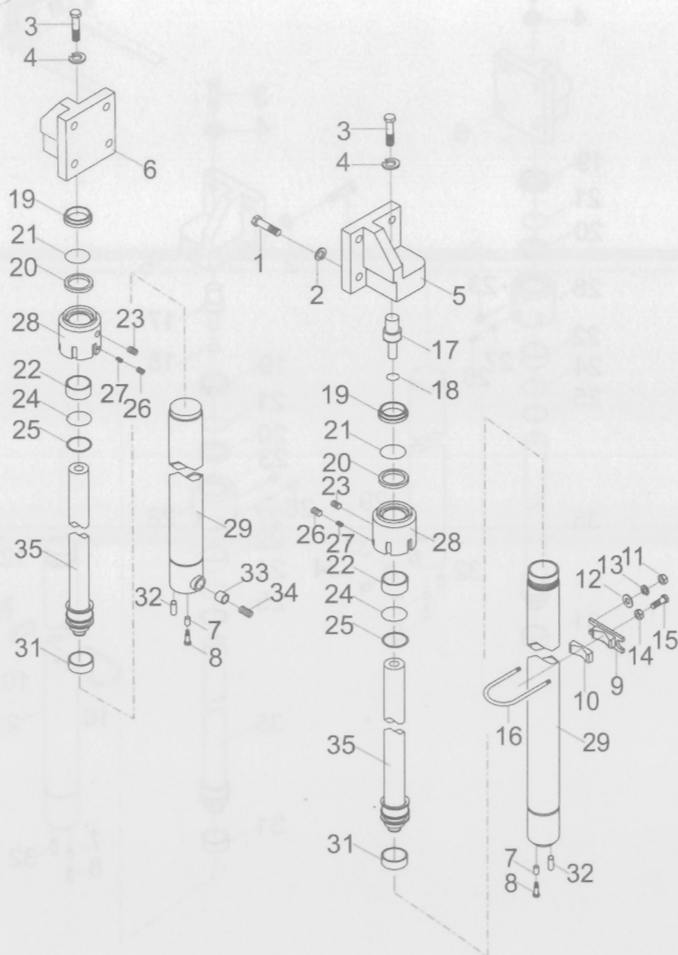
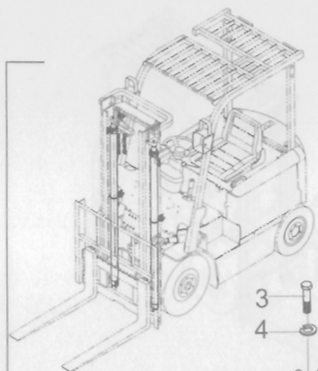
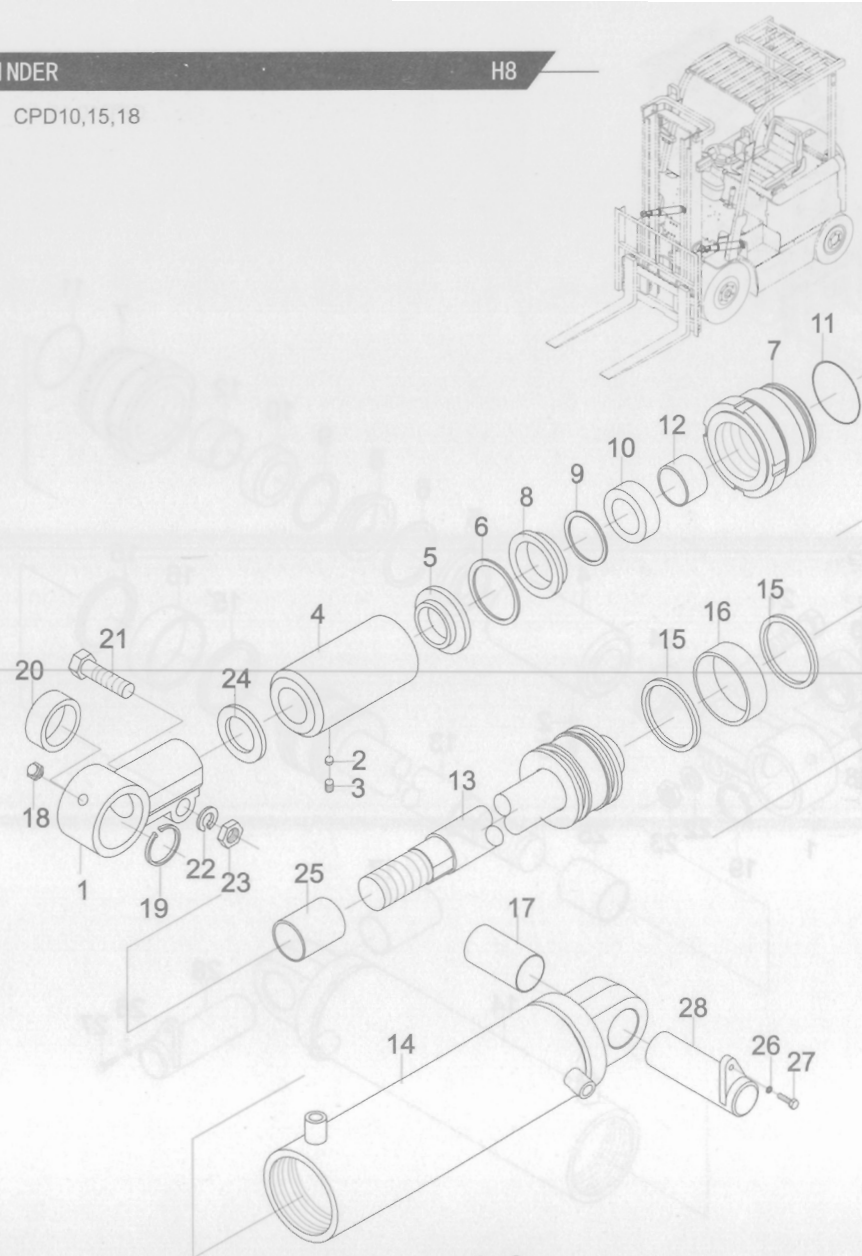
[illegible]

图58/FIG58

倾斜油缸/TILT CYLINDER

H8

序号 Item No	图号 Part No	零部件名称 Description	件数 Q'ty	备注 Remark
1	HRD10B8507	Ear ring	耳环	1
2	23658-52401	Plug	塞子	1
3	B1830-10010	Screw	螺钉M10X10	1 GB80-85
4	HRD65E8502	Spacer	调整轴套	1 见表 See optional parts
5	REF341310 24248-52341	Dust seal	防尘圈	1
6	B6050-00047	Snap ring	挡圈47	1 GB893.1-86
7	D10B8-52051	Guide Sleeve	导向套	1
8	24248-52351	Snap ring	挡圈	1
9	REF340216 24248-52331	Shim	挡片D30	1
10	REF340213 24248-52321	Yx-ring	Yx型密封圈	1
11	Z6053-06303	O-ring	O型密封圈63X3.55	1 GB3452.1-92
12	Z2133-03025	Bushing	钢背轴承3025	1
13	D65E8-50201	Body,piston ass'y	活塞体	1
14	HRD65E8503	Tube,cylinder ass'y	缸筒总成	1
15	REF340214 22439-43711	U-ring	U型密封圈	2
16	24248-52251	Wearing	支承环	1
17	REF340270 63626-23071	Bushing	轴套	1
18	Q700B01	Grease	直通式滑脂嘴	1 ZBT33001.1-88
19	B6050-00047	Snap ring	挡圈47	1 GB893.1-86
20	D20B8-50211	Bushing	关节轴承	1
21	B0230-14055	Bolt	螺栓M14X55	1 GB5782-86
22	B4123-00014	Nut	螺母M14	1 GB6170-86
23	B5050-00014	Washer,lock	垫圈14	1 GB93-87
24	24238-52121	Shim	垫片	2 选用 Option
25	D10B8-52061	Spacer	调整轴套	2 前3'/后6',前3'/后3'
26	B5050-00010	Washer,lock	垫圈10	2 GB93-87
27	B0530-10020	Bolt	螺栓M10X1.25X20	2 GB5786-86
28	HRH22A8309 H22A8-00201	Pin	倾斜油缸销轴	2



倾斜油缸选用表 TILT CYLINDER OPTIONAL PARTS

[illegible]

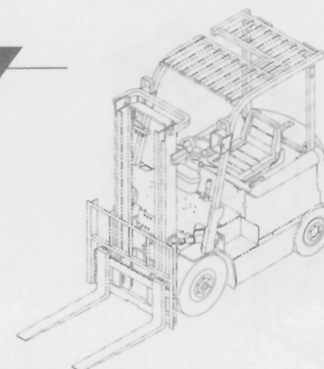
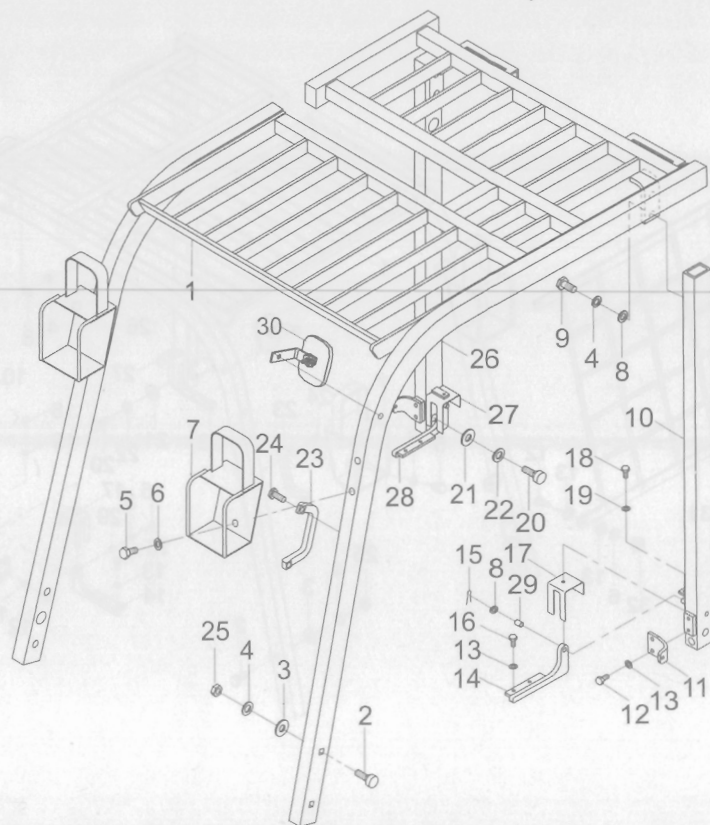


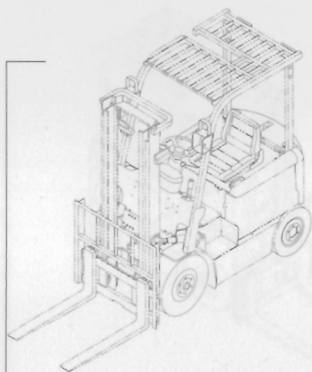
图59/F1G59

## 护顶架/OVERHEAD GUARD

J1

序号 Item No	图号 Part No	零部件名称 Description	件数 Q'ty	备注 Remark
01	A65E5-10201	Overhead guard	顶框架	1 CPD10-18-C
-	A63E5-10201	Overhead guard	顶框架	1 CPD10-15-F
02	H24C5-12922	Bolt	螺栓	4
03	B5210-00012	Washer	大垫圈	12 4 GB96-85
04	B5050-00012	Washer,lock	垫圈	12 8 GB93-87
05	B0330-08016	Bolt	螺栓M8X16	4 GB5783-86
06	B5050-00008	Washer,lock	垫圈	8 4 GB93-87
07	A22A5-10401	Guard,lamp F	前灯架总成	2
08	B5310-00012	Washer	垫圈	12 6 GB97.1-85
09	B0530-12030	Bolt	螺栓M12X1.25X30	4 GB5786-86
10	HRA65E5101 A65E5-10602	Rear pipe ass'y L.H.	后支腿总成 (左)	1
11	A65E5-12232	Bracket	弹簧支架	2
12	B0330-08020	Bolt	螺栓M8X20	4 GB5783-86
13	B5310-00008	Washer	垫圈	8 GB97.1-85
14	HRA65E5108 A65E5-11701	Bracket L.H.	铰链支架 (左)	1
15	B3010-3P216	Pin	销3.2X16	2 GB91-86
16	B0330-08016	Bolt	螺栓M8X16	4 GB5783-86
17	HRA65E5109 A65E5-12272	Cover board L.H.	盖板 (左)	1
18	B1110-06010	Screw	螺钉M6X10	2 GB67-85
19	B5210-00006	Washer	垫圈	2 GB96-85
20	B0530-16035	Bolt	螺栓M16X1.5X35	2 GB5786-86
21	B5310-00016	Washer	垫圈	16 2 GB97.1-85
22	B5050-00016	Washer,lock	垫圈	16 2 GB93-87
23	A22A5-10412G	Handle,grip	把手总成	1
24	B8030-06020	Screw	螺钉M6X20	2 GB70-85
25	B4216-00012	Nut	螺母M12X1.25	4 GB6171-85
26	HRA65E5101 A65E5-10502	Rear pipe ass'y R.H.	后支腿总成 (右)	1
27	HRA65E5109 A65E5-12262	Cover board R.H.	盖板 (右)	1
28	HRA65E5108 A65E5-11601	Bracket R.H.	铰链支架 (右)	1
29	Z2111-01210	Bearing	钢背轴承	2 GS-1
30	A22A0-02001	Backup mirror	倒车镜	2

CPD10,15,18-C  
CPD10,15-F



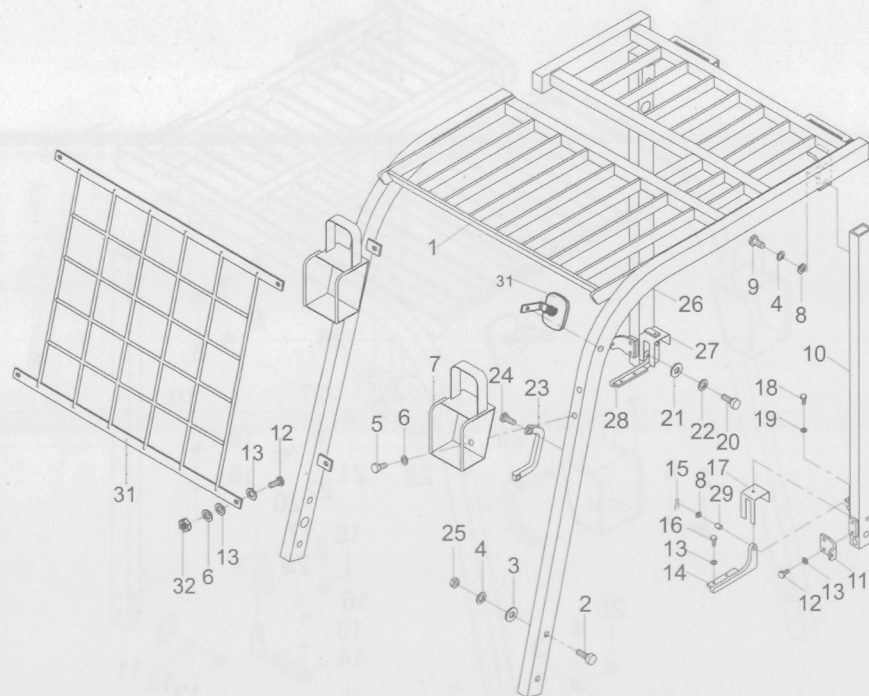
J2

## 护顶架/OVERHEAD GUARD

图60/FIG60

CPD10,15,18L-C  
CPD10,15L-F

序号 Item No	图 号 Part No	零部件名称 Description	件数 Q'ty	备 注 Remark
01	A67V5-10201	Overhead guard	顶框架 1	CPD10-18L-C
-	A6E15-10201	Overhead guard	顶框架 1	CPD10-15L-F
02	H24C5-12922	Bolt	螺栓 4	
03	B5210-00012	Washer	大垫圈 12	GB96-85
04	B5050-00012	Washer,lock	垫圈 12	GB93-87
05	BX0330-08016	Bolt	螺栓M8X16	GB5783-86
06	BX5050-00008	Washer,lock	垫圈 8	GB93-87
07	A22A5-10401	Guard,lamp F	前灯架总成 2	
08	BX5310-00012	Washer	垫圈 12	GB97.1-85
09	BX0530-12030	Bolt	螺栓M12X1.25X30	GB5786-86
10	HRA65E5101 A65E5-10602	Rear pipe ass'y L.H.	后支腿总成 (左) 1	
11	A65E5-12232	Bracket	弹簧支架 2	
12	BX0330-08020	Bolt	螺栓M8X20	GB5783-86
13	BX5310-00008	Washer	垫圈 8	GB97.1-85
14	HRA65E5108 A65E5-11701	Bracket L.H.	铰链支架 (左) 1	
15	B3010-3P216	Pin	销3.2X16	GB91-86
16	BX0330-08016	Bolt	螺栓M8X16	GB5783-86
17	HRA65E5109 A65E5-12272	Cover board L.H.	盖板 (左) 1	
18	B1110-06010	Screw	螺钉M6X10	GB67-85
19	B5210-00006	Washer	垫圈 6	GB96-85
20	B0530-16035	Bolt	螺栓M16X1.5X35	GB5786-86
21	B5310-00016	Washer	垫圈 16	GB97.1-85
22	B5050-00016	Washer,lock	垫圈 16	GB93-87
23	A22A5-10412G	Handle,grip	把手总成 1	
24	BX8030-06020	Screw	螺钉M6X20	GB70-85
25	B4216-00012	Nut	螺母M12X1.25	GB6171-85
26	HRA65E5101 A65E5-10502	Rear pipe ass'y R.H.	后支腿总成 (右) 1	
27	HRA65E5109 A65E5-12262	Cover board R.H.	盖板 (右) 1	
28	HRA65E5108 A65E5-11601	Bracket R.H.	铰链支架 (右) 1	
29	Z2111-01210	Bearing	钢背轴承 2	GS-1
30	A22A0-02001	Backup mirror	倒车镜 2	
31	A67V5-10301	Hood	防护罩总成 1	CPD10-18L-C CPD10-15L-F
32	BX4116-00008	Nut	螺母M8	CPD10-18L-C CPD10-15L-F GB6170-86



J

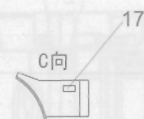
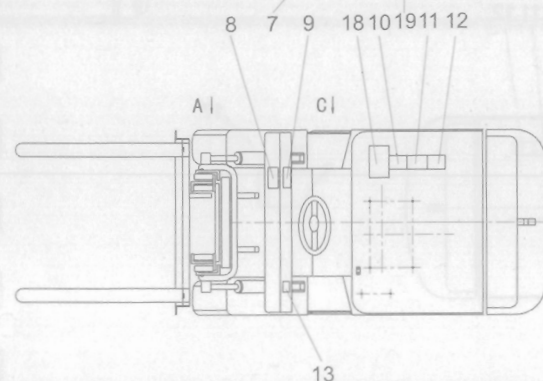
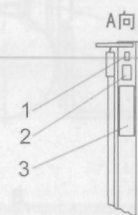
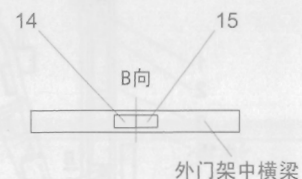
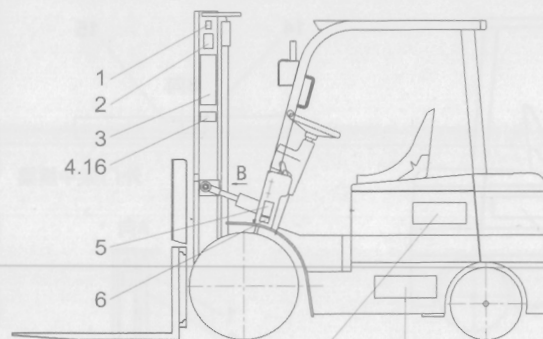
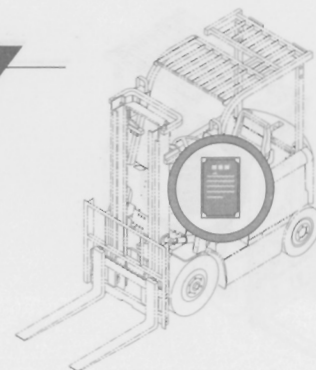
图61/FIG61

标牌(国内)/DECAL (HOMELAND)

K1

序号 Item No	图 号 Part No	零部件名称 Description	件数 Q'ty	备 注 Remark
01	6TY40-10-01	Decal,sling 起吊标牌	2	
02	6TY 40-01-01	Decal,safety mark 安全标志标牌	2	
03	6TY40-00-348	Decal,HELI trademark “HELI” 标牌	2	
04	6TY10-00-60	Plate,name 叉式装卸车铭牌	1	
05	6TY40-08-01	Decal,tyre safety 轮胎安全标牌	1	
06	6TY40-16-01	Decal,air pressure 轮胎气压标牌	1	
07	6TY40-00-388	Decal,model 型号标牌	2	1t
-	6TY40-00-389	Decal,model 型号标牌	2	1.5t
-	6TY40-00-390	Decal,model 型号标牌	2	1.8t
08	6TY40-02-03	Decal,lubrication chart 润滑系统图标牌	1	
09	6TY20-00-159	Decal,capacity chart 负荷曲线图标牌	1	1t
-	6TY20-00-160	Decal,capacity chart 负荷曲线图标牌	1	1.5t
-	6TY20-00-161	Decal,capacity chart 负荷曲线图标牌	1	1.8t
10	6TY40-20-01	Decal 蓄电池使用注意事项标牌	1	
11	6TY40-30-01	Decal 保养蓄电池注意事项标牌	1	
12	6TY40-19-07	Decal,battery 蓄电池标牌	1	CPD10~18-C
-	6TY40-19-01	Decal,battery 蓄电池标牌	1	CPD10,15-F
13	6TY40-13-01	Decal,praking brake adjust 停车制动调整标牌	1	
14	6TY40-14-01	Decal,padlok mast space 禁止进入门架后空间标牌	1	
15	6TY40-15-01	Decal,notice thumb hand 注意伤手标牌	1	
16	B2180-03006	Rivet 铆钉3X6	4	GB827-86
17	6TY40-05-01	Decal,adding hydraulic oil 加液压油标牌	1	
18	6TY40-03-11	Decal,operating 使用须知标牌	1	
19	6TY40-11-01	Decal,HELI forklift truck “合力叉车” 标牌	2	

CPD10,15,18





# HELI

安徽合力股份有限公司  
ANHUI HELI CO., LTD.

地址：安徽 合肥 望江西路15号  
电话：0551 3648005  
传真：0551 3633431

<http://www.heliforklift.com>  
E-mail: [heli@helichina.com](mailto:heli@helichina.com)  
邮编：230022

**L222-1:2005**